



# **CREWE & SOUTH CHESHIRE MOTORCYCLE ROAD RACING RESULTS**

**Sunday 26<sup>th</sup> May 2019**



Crewe & South Cheshire m/c Road Racing



# TONFANAU

Sunday 26 May 2019

Sponsored by Timekeepers - Steve & Ellen Gregory Tel 01942 375019

## 400cc Super Sports & 250cc GP

### Race 1 - Events 1 & 8

Pl	No	Cl	Name	CC	Machine	Laps	Time	Behind	MPH	Best Lap on	MPH
1	68	SS	John PRICE		Kawasaki ZXR 400cc	8	5:24.89		85.88	41.36	2 87.04
2	7	SS	Tony GRIFFITHS		Kawasaki ZXR 400cc	8	5:40.63	15.74	81.91	43.03	2 83.66
3	48	SS	Paul ODLUM		Kawasaki ZXR 400cc	8	5:57.13	32.24	78.12	44.99	5 80.02
4	30	SS	Nicholas WARD		Honda CBR 400cc	8	5:59.78	34.89	77.55	45.12	5 79.79
5	10	SS	Anthony NORRIS		Honda 400cc	7	5:41.78	1 Lap	71.10	47.93	7 75.11
6	21	SS	Andrew GARDINER		Kawasaki ZXR 400cc	7	6:06.18	1 Lap	66.36	52.94	7 68.00
<b>Not-Classified</b>											
	5	SS	Wayne COLLINS		Kawasaki ZXR 400cc	3	2:00.89	DNF	81.89	42.81	3 84.09
	28	SS	Andrew JONES		Honda RVF NC30 400cc	1	36.82	DNF	73.33		0 0.00
<b>Fastest Lap</b>											
	68	SS	John PRICE		Kawasaki ZXR 400cc					41.36	2 87.04

Qualification Speed : Class SS = 77.29 MPH

Start Time : 11:57

Tonfanau

26 May 19 12:05

Clerk of Course : Lee Heeson

Time Issued :

Chief Timekeeper : Graham Marshall

THESE RESULTS REMAIN PROVISIONAL FOR A MINIMUM OF 30 MINUTES FROM THE TIME OF ISSUE

# 400cc Super Sports & 250cc GP

## LAP TIMES - Race 1 - Events 1 & 8

---

<b>5</b>	<b>Wayne COLLINS</b>										
<b>Lap</b>	<b>1</b>	<b>2</b>	<b>3</b>	<b>4</b>	<b>5</b>	<b>6</b>	<b>7</b>	<b>8</b>	<b>9</b>	<b>10</b>	
1	35.15	42.93	42.81								

---

<b>7</b>	<b>Tony GRIFFITHS</b>										
<b>Lap</b>	<b>1</b>	<b>2</b>	<b>3</b>	<b>4</b>	<b>5</b>	<b>6</b>	<b>7</b>	<b>8</b>	<b>9</b>	<b>10</b>	
1	34.43	43.03	43.28	44.46	43.99	44.16	43.62	43.66			

---

<b>10</b>	<b>Anthony NORRIS</b>										
<b>Lap</b>	<b>1</b>	<b>2</b>	<b>3</b>	<b>4</b>	<b>5</b>	<b>6</b>	<b>7</b>	<b>8</b>	<b>9</b>	<b>10</b>	
1	42.40	51.52	49.81	49.70	50.91	49.51	47.93				

---

<b>21</b>	<b>Andrew GARDINER</b>										
<b>Lap</b>	<b>1</b>	<b>2</b>	<b>3</b>	<b>4</b>	<b>5</b>	<b>6</b>	<b>7</b>	<b>8</b>	<b>9</b>	<b>10</b>	
1	43.71	53.89	53.25	55.55	53.54	53.30	52.94				

---

<b>28</b>	<b>Andrew JONES</b>										
<b>Lap</b>	<b>1</b>	<b>2</b>	<b>3</b>	<b>4</b>	<b>5</b>	<b>6</b>	<b>7</b>	<b>8</b>	<b>9</b>	<b>10</b>	
1	36.82										

---

<b>30</b>	<b>Nicholas WARD</b>										
<b>Lap</b>	<b>1</b>	<b>2</b>	<b>3</b>	<b>4</b>	<b>5</b>	<b>6</b>	<b>7</b>	<b>8</b>	<b>9</b>	<b>10</b>	
1	38.99	46.61	45.58	45.97	45.12	45.49	46.01	46.01			

---

<b>48</b>	<b>Paul ODLUM</b>										
<b>Lap</b>	<b>1</b>	<b>2</b>	<b>3</b>	<b>4</b>	<b>5</b>	<b>6</b>	<b>7</b>	<b>8</b>	<b>9</b>	<b>10</b>	
1	36.58	46.40	45.05	46.88	44.99	45.33	45.67	46.23			

---

<b>68</b>	<b>John PRICE</b>										
<b>Lap</b>	<b>1</b>	<b>2</b>	<b>3</b>	<b>4</b>	<b>5</b>	<b>6</b>	<b>7</b>	<b>8</b>	<b>9</b>	<b>10</b>	
1	33.60	41.36	41.91	41.36	41.71	41.57	41.79	41.59			

---

# Lap Chart

## 400cc Super Sports & 250cc GP - Race 1 - Events 1 & 8

Lap 1		Lap 2		Lap 3		Lap 4		Lap 5		Lap 6		Lap 7		Lap 8		Lap 9		Lap 10	
No	Time	No	Time	No	Time	No	Time	No	Time	No	Time	No	Time	No	Time	No	Time	No	Time
68	33.60	68	1:14.96	68	1:56.87	68	2:38.23	68	3:19.94	68	4:01.51	68	4:43.30	68	5:24.89				
7	34.43	7	1:17.46	7	2:00.74	7	2:45.20	21	3:26.40 *1	10	4:04.34 *1	10	4:53.85 *1	7	5:40.63				
5	35.15	5	1:18.08	5	2:00.89	48	2:54.91	7	3:29.19	7	4:13.35	7	4:56.97	10	5:41.78 *1				
48	36.58	48	1:22.98	48	2:08.03	30	2:57.15	48	3:39.90	21	4:19.94 *1	48	5:10.90	48	5:57.13				
28	36.82	30	1:25.60	30	2:11.18	10	3:13.43	30	3:42.27	48	4:25.23	21	5:13.24 *1	30	5:59.78				
30	38.99	10	1:33.92	10	2:23.73					30	4:27.76	30	5:13.77	21	6:06.18 *1				
10	42.40	21	1:37.60	21	2:30.85														
21	43.71																		



Crewe & South Cheshire m/c Road Racing



# TONFANAU

Sunday 26 May 2019

Sponsored by Dr D Church

## Classic Machines 125cc -250cc Single cylinder

### Race 2 - Events 2 & 10 Amended

Pl	No	Cl	Name	CC	Machine	Laps	Time	Behind	MPH	Best Lap on	MPH
1	2	FR	Andrew JONES		Honda RS 125cc	8	6:28.47		71.82	46.99	3 76.61
2	28	CM1	Caron ROBERTS		Bultaco 250cc	8	6:36.89	8.42	70.30	49.17	7 73.22
3	43	CM1	Bruce MCGEOGHEGAN		Ossa 250cc	8	6:48.39	19.92	68.32	50.66	2 71.06
4	80		Rhys FORREST		Aprilia 125cc	8	6:52.06	23.59	67.71	52.34	3 68.78
5	57	CM1	Sarah MEASURES		Greeves Sports 197cc	8	6:52.21	23.74	67.68	51.75	4 69.57
6	5	CM1	David BRASIER		Ducati Daytona 250cc	8	6:58.25	29.78	66.71	52.01	7 69.22
7	62	RM	Ian COWLES		Yamaha 50cc	8	7:01.95	33.48	66.12	53.32	3 67.52
8	8	CM1	Chris BLACKBURN		Ducati 250cc	8	7:15.78	47.31	64.02	54.41	8 66.16
9	29	CM1	Ben MEASURES		Honda CGR 125cc	8	7:17.85	49.38	63.72	55.64	4 64.70
10	21	CM1	Allen RANDALL		Ducati Mk 3 249cc	8	7:19.15	50.68	63.53	54.68	4 65.84
11	27	CM1	Stuart MEASURES		Royal Enfield 249cc	8	7:21.47	53.00	63.20	54.87	7 65.61
12	51	CM1	Graham DICKINSON		Ducati 247cc	7	6:38.77	1 Lap	60.94	56.83	4 63.35
<b>Not-Classified</b>											
	79	CM1	David THORP		Ducati 249cc	6	4:58.06	DNF	69.45	50.53	6 71.24
	41	FR	Hudson KENNAUGH		Honda CBR 125cc	5	4:13.97	DNF	67.33	51.52	5 69.88
	50	RM	Ernest PARRY		Ponti Minarelli 50cc	3	3:16.94	DNF	50.27	1:06.46	2 54.17
<b>Fastest Lap</b>											
	2	FR	Andrew JONES		Honda RS 125cc					46.99	3 76.61

Amended to correct Event Designation

Qualification Speeds : Class CM1 = 63.27 MPH Class RM = 59.51 MPH Class FR = 64.64 MPH

Start Time : 12:08

Tonfanau

26 May 19 15:53

Clerk of Course : Lee Heeson

Time Issued :

Chief Timekeeper : Graham Marshall

THESE RESULTS REMAIN PROVISIONAL FOR A MINIMUM OF 30 MINUTES FROM THE TIME OF ISSUE



Crewe & South Cheshire m/c Road Racing



# TONFANAU

Sunday 26 May 2019

Sponsored by Dr D Church

## Race 2 - Classic Machines 125cc -250cc Single cylinder

### AMENDED

#### Classic Machines 125cc /250cc single cylinders

PI	No	CI	Name	CC	Machine	Laps	Time	MPH	Best Lap on	MPH
1	28	CM1	Caron ROBERTS		Bultaco 250cc	8	6:36.89	70.30	49.17	7 73.22
2	43	CM1	Bruce MCGEOGHEGAN		Ossa 250cc	8	6:48.39	68.32	50.66	2 71.06
3	57	CM1	Sarah MEASURES		Greeves Sports 197cc	8	6:52.21	67.68	51.75	4 69.57
4	5	CM1	David BRASIER		Ducati Daytona 250cc	8	6:58.25	66.71	52.01	7 69.22
5	8	CM1	Chris BLACKBURN		Ducati 250cc	8	7:15.78	64.02	54.41	8 66.16
6	29	CM1	Ben MEASURES		Honda CGR 125cc	8	7:17.85	63.72	55.64	4 64.70
7	21	CM1	Allen RANDALL		Ducati Mk 3 249cc	8	7:19.15	63.53	54.68	4 65.84
8	27	CM1	Stuart MEASURES		Royal Enfield 249cc	8	7:21.47	63.20	54.87	7 65.61
9	51	CM1	Graham DICKINSON		Ducati 247cc	7	6:38.77	60.94	56.83	4 63.35

#### Not-Classified

79 CM1 David THORP      Ducati 249cc      6      4:58.06      DNF      69.45      50.53      6      71.24

#### Fastest Lap

28 CM1 Caron ROBERTS      Bultaco 250cc      49.17      7      73.22

PI	No	CI	Name	CC	Machine	Laps	Time	MPH	Best Lap on	MPH
1	2	FR	Andrew JONES		Honda RS 125cc	8	6:28.47	71.82	46.99	3 76.61

#### Not-Classified

41 FR Hudson KENNAUGH      Honda CBR 125cc      5      4:13.97      DNF      67.33      51.52      5      69.88

#### Fastest Lap

2 FR Andrew JONES      Honda RS 125cc      46.99      3      76.61

### 50cc Racing Machines

PI	No	CI	Name	CC	Machine	Laps	Time	MPH	Best Lap on	MPH
1	62	RM	Ian COWLES		Yamaha 50cc	8	7:01.95	66.12	53.32	3 67.52

#### Not-Classified

50 RM Ernest PARRY      Ponti Minarelli 50cc      3      3:16.94      DNF      50.27      1:06.46      2      54.17

#### Fastest Lap

62 RM Ian COWLES      Yamaha 50cc      53.32      3      67.52

Amended to correct Event Designation

Qualification Speeds : Class CM1 = 63.27 MPH Class RM = 59.51 MPH Class FR = 64.64 MPH

Start Time : 12:08

Tonfanau

26 May 19 15:54

Clerk of Course : Lee Heeson

Time Issued :

Chief Timekeeper : Graham Marshall

THESE RESULTS REMAIN PROVISIONAL FOR A MINIMUM OF 30 MINUTES FROM THE TIME OF ISSUE

# Classic Machines 125cc -250cc Single cylinder

## LAP TIMES - Race 2 - Events 2 & 10

<b>2</b>	<b>Andrew JONES</b>										
	<b>Lap</b>	<b>1</b>	<b>2</b>	<b>3</b>	<b>4</b>	<b>5</b>	<b>6</b>	<b>7</b>	<b>8</b>	<b>9</b>	<b>10</b>
	1	43.91	49.01	46.99	47.31	49.67	50.52	51.33	49.73		
<b>5</b>	<b>David BRASIER</b>										
	<b>Lap</b>	<b>1</b>	<b>2</b>	<b>3</b>	<b>4</b>	<b>5</b>	<b>6</b>	<b>7</b>	<b>8</b>	<b>9</b>	<b>10</b>
	1	48.00	53.75	53.89	52.94	52.87	52.55	52.01	52.24		
<b>8</b>	<b>Chris BLACKBURN</b>										
	<b>Lap</b>	<b>1</b>	<b>2</b>	<b>3</b>	<b>4</b>	<b>5</b>	<b>6</b>	<b>7</b>	<b>8</b>	<b>9</b>	<b>10</b>
	1	47.59	56.68	55.79	55.32	55.30	55.82	54.87	54.41		
<b>21</b>	<b>Allen RANDALL</b>										
	<b>Lap</b>	<b>1</b>	<b>2</b>	<b>3</b>	<b>4</b>	<b>5</b>	<b>6</b>	<b>7</b>	<b>8</b>	<b>9</b>	<b>10</b>
	1	49.22	56.67	55.65	54.68	56.19	56.21	55.30	55.23		
<b>27</b>	<b>Stuart MEASURES</b>										
	<b>Lap</b>	<b>1</b>	<b>2</b>	<b>3</b>	<b>4</b>	<b>5</b>	<b>6</b>	<b>7</b>	<b>8</b>	<b>9</b>	<b>10</b>
	1	49.91	57.11	56.45	55.73	55.90	56.08	54.87	55.42		
<b>28</b>	<b>Caron ROBERTS</b>										
	<b>Lap</b>	<b>1</b>	<b>2</b>	<b>3</b>	<b>4</b>	<b>5</b>	<b>6</b>	<b>7</b>	<b>8</b>	<b>9</b>	<b>10</b>
	1	47.19	50.53	50.08	50.09	50.00	50.05	49.17	49.78		
<b>29</b>	<b>Ben MEASURES</b>										
	<b>Lap</b>	<b>1</b>	<b>2</b>	<b>3</b>	<b>4</b>	<b>5</b>	<b>6</b>	<b>7</b>	<b>8</b>	<b>9</b>	<b>10</b>
	1	46.15	55.86	55.68	55.64	56.28	56.09	55.99	56.16		
<b>41</b>	<b>Hudson KENNAUGH</b>										
	<b>Lap</b>	<b>1</b>	<b>2</b>	<b>3</b>	<b>4</b>	<b>5</b>	<b>6</b>	<b>7</b>	<b>8</b>	<b>9</b>	<b>10</b>
	1	45.12	53.06	52.24	52.03	51.52					
<b>43</b>	<b>Bruce MCGEOGHEGAN</b>										
	<b>Lap</b>	<b>1</b>	<b>2</b>	<b>3</b>	<b>4</b>	<b>5</b>	<b>6</b>	<b>7</b>	<b>8</b>	<b>9</b>	<b>10</b>
	1	42.21	50.66	50.78	52.03	54.42	53.84	53.13	51.32		
<b>50</b>	<b>Ernest PARRY</b>										
	<b>Lap</b>	<b>1</b>	<b>2</b>	<b>3</b>	<b>4</b>	<b>5</b>	<b>6</b>	<b>7</b>	<b>8</b>	<b>9</b>	<b>10</b>
	1	54.32	1:06.46	1:16.16							
<b>51</b>	<b>Graham DICKINSON</b>										
	<b>Lap</b>	<b>1</b>	<b>2</b>	<b>3</b>	<b>4</b>	<b>5</b>	<b>6</b>	<b>7</b>	<b>8</b>	<b>9</b>	<b>10</b>
	1	49.72	59.44	57.97	56.83	58.09	57.68	59.04			
<b>57</b>	<b>Sarah MEASURES</b>										
	<b>Lap</b>	<b>1</b>	<b>2</b>	<b>3</b>	<b>4</b>	<b>5</b>	<b>6</b>	<b>7</b>	<b>8</b>	<b>9</b>	<b>10</b>
	1	44.52	53.43	52.52	51.75	52.67	52.11	52.67	52.54		
<b>62</b>	<b>Ian COWLES</b>										
	<b>Lap</b>	<b>1</b>	<b>2</b>	<b>3</b>	<b>4</b>	<b>5</b>	<b>6</b>	<b>7</b>	<b>8</b>	<b>9</b>	<b>10</b>
	1	47.22	53.48	53.32	53.46	53.99	53.54	53.50	53.44		

---

**79 David THORP**

<b>Lap</b>	<b>1</b>	<b>2</b>	<b>3</b>	<b>4</b>	<b>5</b>	<b>6</b>	<b>7</b>	<b>8</b>	<b>9</b>	<b>10</b>
1	42.62	52.24	50.72	51.07	50.88	50.53				

---

**80 Rhys FORREST**

<b>Lap</b>	<b>1</b>	<b>2</b>	<b>3</b>	<b>4</b>	<b>5</b>	<b>6</b>	<b>7</b>	<b>8</b>	<b>9</b>	<b>10</b>
1	42.45	52.74	52.34	52.80	52.88	53.55	52.71	52.59		



# Lap Chart

## Classic Machines 125cc -250cc Single cylinder - Race 2 - Events 2 & 10

Lap 1		Lap 2		Lap 3		Lap 4		Lap 5		Lap 6		Lap 7		Lap 8		Lap 9		Lap 10	
No	Time	No	Time	No	Time	No	Time	No	Time	No	Time	No	Time	No	Time	No	Time	No	Time
43	42.21	43	1:32.87	2	2:19.91	2	3:07.22	2	3:56.89	2	4:47.41	2	5:38.74	2	6:28.47				
80	42.45	2	1:32.92	43	2:23.65	43	3:15.68	79	4:07.53	28	4:57.94	51	5:39.73 *1	28	6:36.89				
79	42.62	79	1:34.86	79	2:25.58	79	3:16.65	28	4:07.89	79	4:58.06	28	5:47.11	51	6:38.77 *1				
2	43.91	80	1:35.19	80	2:27.53	50	3:16.94 *1	43	4:10.10	43	5:03.94	43	5:57.07	43	6:48.39				
57	44.52	28	1:37.72	28	2:27.80	28	3:17.89	80	4:13.21	80	5:06.76	80	5:59.47	80	6:52.06				
41	45.12	57	1:37.95	41	2:30.42	80	3:20.33	41	4:13.97	57	5:07.00	57	5:59.67	57	6:52.21				
29	46.15	41	1:38.18	57	2:30.47	57	3:22.22	57	4:14.89	5	5:14.00	5	6:06.01	5	6:58.25				
28	47.19	62	1:40.70	62	2:34.02	41	3:22.45	5	4:21.45	62	5:15.01	62	6:08.51	62	7:01.95				
62	47.22	5	1:41.75	5	2:35.64	62	3:27.48	62	4:21.47	29	5:25.70	8	6:21.37	8	7:15.78				
8	47.59	29	1:42.01	29	2:37.69	5	3:28.58	29	4:29.61	8	5:26.50	29	6:21.69	29	7:17.85				
5	48.00	8	1:44.27	8	2:40.06	29	3:33.33	8	4:30.68	21	5:28.62	21	6:23.92	21	7:19.15				
21	49.22	21	1:45.89	21	2:41.54	8	3:35.38	21	4:32.41	27	5:31.18	27	6:26.05	27	7:21.47				
51	49.72	27	1:47.02	27	2:43.47	21	3:36.22	27	4:35.10										
27	49.91	51	1:49.16	51	2:47.13	27	3:39.20	51	4:42.05										
50	54.32	50	2:00.78			51	3:43.96												



Crewe & South Cheshire m/c Road Racing



# TONFANAU

Sunday 26 May 2019

Sponsored by North East Controls Tel 0191 2171800

## 450cc-1100cc Open

### Race 3 - Events 3

Pl	No	Cl	Name	CC	Machine	Laps	Time	Behind	MPH	Best Lap on	MPH
1	34	OP	Chris MORT		Honda CBR 600cc	8	5:06.15		91.13	38.86	2 92.64
2	13	OP	Jason WILKES		Kawasaki ZX6R 600cc	8	5:10.63	4.48	89.82	39.36	5 91.46
3	7	OP	Grant GASKELL		Kawasaki ZX6R 600cc	8	5:15.05	8.90	88.56	39.33	8 91.53
4	84	OP	James EVANS		Yamaha R6 600cc	8	5:15.93	9.78	88.31	39.67	5 90.75
5	9	OP	Stuart HALL		Yamaha R6 600cc	8	5:28.18	22.03	85.01	41.21	7 87.36
6	4	OP	William BURCHELL		Suzuki GSXR 1000cc	8	5:28.33	22.18	84.98	40.76	7 88.32
7	89	OP	Aaron MATTHEWS		Ducati 1299 1285cc	8	5:30.24	24.09	84.48	40.91	6 88.00
8	33	OP	Matthew STEPHENSON		Kawasaki 600cc	8	5:34.58	28.43	83.39	42.40	7 84.91
9	16	OP	David WILLIAMS		Kawasaki 600cc	8	5:45.89	39.74	80.66	43.95	3 81.91
10	49	OP	Leslie MASON		Kawasaki ZX10R 998cc	8	5:48.13	41.98	80.14	43.17	6 83.39
11	3	OP	Rob TAYLOR		Suzuki SV 650cc	7	5:10.65	1 Lap	78.22	43.67	6 82.44
12	27	OP	Chris BAILEY		Suzuki 1000cc	7	5:12.51	1 Lap	77.76	44.36	7 81.15
13	19	OP	Gerallt ELLIS		Honda 1000cc	7	5:20.93	1 Lap	75.72	45.21	7 79.63
14	78	OP	Michael WILKINSON		Suzuki SV 650cc	7	5:27.17	1 Lap	74.27	46.46	3 77.49
15	6	OP	Neil STENNER		Yamaha R6 600cc	6	5:34.28	2 Laps	61.92	57.30	3 62.83
<b>Not-Classified</b>											
	5	OP	Gareth THOMAS		Kawasaki 600cc	1	38.19	DNF	70.70		0 0.00
<b>Fastest Lap</b>											
	34	OP	Chris MORT		Honda CBR 600cc					38.86	2 92.64

Qualification Speed : Class OP = 82.02 MPH

Start Time : 12:24

Tonfanau

26 May 19 12:32

Clerk of Course : Lee Heeson

Time Issued :

Chief Timekeeper : Graham Marshall

THESE RESULTS REMAIN PROVISIONAL FOR A MINIMUM OF 30 MINUTES FROM THE TIME OF ISSUE

# 450cc-1100cc Open

## LAP TIMES - Race 3 - Events 3

<b>3</b>	<b>Rob TAYLOR</b>										
	<b>Lap</b>	<b>1</b>	<b>2</b>	<b>3</b>	<b>4</b>	<b>5</b>	<b>6</b>	<b>7</b>	<b>8</b>	<b>9</b>	<b>10</b>
	1	41.74	47.74	44.34	44.69	44.15	43.67	44.32			
<b>4</b>	<b>William BURCHELL</b>										
	<b>Lap</b>	<b>1</b>	<b>2</b>	<b>3</b>	<b>4</b>	<b>5</b>	<b>6</b>	<b>7</b>	<b>8</b>	<b>9</b>	<b>10</b>
	1	39.09	43.10	41.12	40.87	41.18	40.83	40.76	41.38		
<b>5</b>	<b>Gareth THOMAS</b>										
	<b>Lap</b>	<b>1</b>	<b>2</b>	<b>3</b>	<b>4</b>	<b>5</b>	<b>6</b>	<b>7</b>	<b>8</b>	<b>9</b>	<b>10</b>
	1	38.19									
<b>6</b>	<b>Neil STENNER</b>										
	<b>Lap</b>	<b>1</b>	<b>2</b>	<b>3</b>	<b>4</b>	<b>5</b>	<b>6</b>	<b>7</b>	<b>8</b>	<b>9</b>	<b>10</b>
	1	45.80	57.39	57.30	57.49	58.11	58.19				
<b>7</b>	<b>Grant GASKELL</b>										
	<b>Lap</b>	<b>1</b>	<b>2</b>	<b>3</b>	<b>4</b>	<b>5</b>	<b>6</b>	<b>7</b>	<b>8</b>	<b>9</b>	<b>10</b>
	1	33.30	41.50	40.88	40.29	39.84	39.71	40.20	39.33		
<b>9</b>	<b>Stuart HALL</b>										
	<b>Lap</b>	<b>1</b>	<b>2</b>	<b>3</b>	<b>4</b>	<b>5</b>	<b>6</b>	<b>7</b>	<b>8</b>	<b>9</b>	<b>10</b>
	1	35.31	42.17	41.89	41.76	42.22	42.22	41.21	41.40		
<b>13</b>	<b>Jason WILKES</b>										
	<b>Lap</b>	<b>1</b>	<b>2</b>	<b>3</b>	<b>4</b>	<b>5</b>	<b>6</b>	<b>7</b>	<b>8</b>	<b>9</b>	<b>10</b>
	1	33.59	39.59	40.04	39.45	39.36	39.36	39.72	39.52		
<b>16</b>	<b>David WILLIAMS</b>										
	<b>Lap</b>	<b>1</b>	<b>2</b>	<b>3</b>	<b>4</b>	<b>5</b>	<b>6</b>	<b>7</b>	<b>8</b>	<b>9</b>	<b>10</b>
	1	37.04	44.29	43.95	44.28	44.06	44.13	44.06	44.08		
<b>19</b>	<b>Gerallt ELLIS</b>										
	<b>Lap</b>	<b>1</b>	<b>2</b>	<b>3</b>	<b>4</b>	<b>5</b>	<b>6</b>	<b>7</b>	<b>8</b>	<b>9</b>	<b>10</b>
	1	40.31	48.60	46.94	45.52	48.36	45.99	45.21			
<b>27</b>	<b>Chris BAILEY</b>										
	<b>Lap</b>	<b>1</b>	<b>2</b>	<b>3</b>	<b>4</b>	<b>5</b>	<b>6</b>	<b>7</b>	<b>8</b>	<b>9</b>	<b>10</b>
	1	38.89	50.09	44.54	44.75	44.68	45.20	44.36			
<b>33</b>	<b>Matthew STEPHENSON</b>										
	<b>Lap</b>	<b>1</b>	<b>2</b>	<b>3</b>	<b>4</b>	<b>5</b>	<b>6</b>	<b>7</b>	<b>8</b>	<b>9</b>	<b>10</b>
	1	35.99	42.79	42.51	42.58	43.36	42.44	42.40	42.51		
<b>34</b>	<b>Chris MORT</b>										
	<b>Lap</b>	<b>1</b>	<b>2</b>	<b>3</b>	<b>4</b>	<b>5</b>	<b>6</b>	<b>7</b>	<b>8</b>	<b>9</b>	<b>10</b>
	1	31.21	38.86	39.21	39.30	38.97	39.62	39.44	39.54		
<b>49</b>	<b>Leslie MASON</b>										
	<b>Lap</b>	<b>1</b>	<b>2</b>	<b>3</b>	<b>4</b>	<b>5</b>	<b>6</b>	<b>7</b>	<b>8</b>	<b>9</b>	<b>10</b>
	1	38.93	45.97	44.74	43.91	44.00	43.17	43.76	43.65		

---

<b>78</b>	<b>Michael WILKINSON</b>										
	<b>Lap</b>	<b>1</b>	<b>2</b>	<b>3</b>	<b>4</b>	<b>5</b>	<b>6</b>	<b>7</b>	<b>8</b>	<b>9</b>	<b>10</b>
	1	40.86	49.53	46.46	46.93	47.57	47.41	48.41			

---

<b>84</b>	<b>James EVANS</b>										
	<b>Lap</b>	<b>1</b>	<b>2</b>	<b>3</b>	<b>4</b>	<b>5</b>	<b>6</b>	<b>7</b>	<b>8</b>	<b>9</b>	<b>10</b>
	1	32.07	40.54	40.56	40.73	39.67	39.75	41.96	40.65		

---

<b>89</b>	<b>Aaron MATTHEWS</b>										
	<b>Lap</b>	<b>1</b>	<b>2</b>	<b>3</b>	<b>4</b>	<b>5</b>	<b>6</b>	<b>7</b>	<b>8</b>	<b>9</b>	<b>10</b>
	1	36.41	42.69	42.48	42.53	42.52	40.91	41.01	41.69		

# Lap Chart

## 450cc-1100cc Open - Race 3 - Events 3

Lap 1		Lap 2		Lap 3		Lap 4		Lap 5		Lap 6		Lap 7		Lap 8		Lap 9		Lap 10	
No	Time	No	Time	No	Time	No	Time	No	Time	No	Time	No	Time	No	Time	No	Time	No	Time
34	31.21	34	1:10.07	34	1:49.28	34	2:28.58	34	3:07.55	34	3:47.17	34	4:26.61	34	5:06.15				
84	32.07	84	1:12.61	84	1:53.17	13	2:32.67	13	3:12.03	19	3:49.73 *1	27	4:28.15 *1	13	5:10.63				
7	33.30	13	1:13.18	13	1:53.22	84	2:33.90	84	3:13.57	78	3:51.35 *1	13	4:31.11	3	5:10.65 *1				
13	33.59	7	1:14.80	7	1:55.68	7	2:35.97	7	3:15.81	13	3:51.39	84	4:35.28	27	5:12.51 *1				
9	35.31	9	1:17.48	9	1:59.37	6	2:40.49 *1	9	3:23.35	84	3:53.32	19	4:35.72 *1	7	5:15.05				
33	35.99	33	1:18.78	33	2:01.29	9	2:41.13	4	3:25.36	7	3:55.52	7	4:35.72	84	5:15.93				
89	36.41	89	1:19.10	89	2:01.58	33	2:43.87	89	3:26.63	9	4:05.57	6	4:36.09 *2	19	5:20.93 *1				
16	37.04	16	1:21.33	4	2:03.31	89	2:44.11	33	3:27.23	4	4:06.19	78	4:38.76 *1	78	5:27.17 *1				
5	38.19	4	1:22.19	16	2:05.28	4	2:44.18	16	3:33.62	89	4:07.54	9	4:46.78	9	5:28.18				
27	38.89	49	1:24.90	49	2:09.64	16	2:49.56	49	3:37.55	33	4:09.67	4	4:46.95	4	5:28.33				
49	38.93	19	1:28.91	27	2:13.52	49	2:53.55	6	3:37.98 *1	16	4:17.75	89	4:48.55	89	5:30.24				
4	39.09	27	1:28.98	3	2:13.82	27	2:58.27	3	3:42.66	49	4:20.72	33	4:52.07	6	5:34.28 *2				
19	40.31	3	1:29.48	19	2:15.85	3	2:58.51	27	3:42.95	3	4:26.33	16	5:01.81	33	5:34.58				
78	40.86	78	1:30.39	78	2:16.85	19	3:01.37					49	5:04.48	16	5:45.89				
3	41.74	6	1:43.19			78	3:03.78							49	5:48.13				
6	45.80																		



Crewe & South Cheshire m/c Road Racing



# TONFANAU

Sunday 26 May 2019

Sponsored by Q B Homes Tel. 01606 46645

**Classic machines 250cc, 251cc - 500cc & over 501cc**

**Race 4 - Events 2 & 4**

Pl	No	Cl	Name	CC	Machine	Laps	Time	Behind	MPH	Best Lap on	MPH
1	27	CM4	Paul JOHNSON		Triumph Rob North 750c	8	5:50.68		79.56	44.29	3 81.28
2	32	CM4	Mick CROMPTON		BSA 750cc	8	5:55.26	4.58	78.53	44.41	4 81.06
3	4	CM3	Adrian DAY		Honda K4 350cc	8	6:11.47	20.79	75.11	47.05	8 76.51
4	57	CM3	Sarah MEASURES		Yamaha SR 498cc	8	6:11.62	20.94	75.08	46.69	7 77.10
5	19	CM2	Geoff HADWIN		Suzuki 247cc	8	6:20.30	29.62	73.36	48.34	2 74.47
6	42	CM2	Rob KNIGHT		BSK Racing Yamaha 249	8	6:37.44	46.76	70.20	50.18	7 71.74
7	3	CM3	Rob JONES		Honda 350cc	7	6:00.67	1 Lap	67.37	52.36	4 68.75
8	88	CM3	Paul HEALEY		Honda K4 350cc	7	6:01.07	1 Lap	67.30	51.85	6 69.43
9	80		Rhys FORREST		Aprilia 125cc	7	6:09.95	1 Lap	65.68	53.81	5 66.90
<u>Not-Classified</u>											
	51	CM3	Graham DICKINSON		Suzuki T 500 492cc	1	48.25	DNF	55.96		0 0.00
<u>Fastest Lap</u>											
	27	CM4	Paul JOHNSON		Triumph Rob North 750c					44.29	3 81.28

Qualification Speeds : Class CM2 = 66.03 MPH Class CM3 = 67.6 MPH Class CM4 = 71.6 MPH

Start Time : 12:35

Tonfanau

26 May 19 12:43

Clerk of Course : Lee Heeson

Time Issued :

Chief Timekeeper : Graham Marshall

THESE RESULTS REMAIN PROVISIONAL FOR A MINIMUM OF 30 MINUTES FROM THE TIME OF ISSUE



Crewe & South Cheshire m/c Road Racing



# TONFANAU

Sunday 26 May 2019

Sponsored by Q B Homes Tel. 01606 46645

## Race 4 - Classic machines 250cc, 251cc - 500cc & over 501cc

### Classic machines 250cc

PI	No	Cl	Name	CC	Machine	Laps	Time	MPH	Best Lap on	MPH
1	19	CM2	Geoff HADWIN		Suzuki 247cc	8	6:20.30	73.36	48.34	2 74.47
2	42	CM2	Rob KNIGHT		BSK Racing Yamaha 249	8	6:37.44	70.20	50.18	7 71.74

#### Fastest Lap

19 CM2 Geoff HADWIN Suzuki 247cc 48.34 2 74.47

### Classic machines 251cc - 500cc

PI	No	Cl	Name	CC	Machine	Laps	Time	MPH	Best Lap on	MPH
1	4	CM3	Adrian DAY		Honda K4 350cc	8	6:11.47	75.11	47.05	8 76.51
2	57	CM3	Sarah MEASURES		Yamaha SR 498cc	8	6:11.62	75.08	46.69	7 77.10
3	3	CM3	Rob JONES		Honda 350cc	7	6:00.67	67.37	52.36	4 68.75
4	88	CM3	Paul HEALEY		Honda K4 350cc	7	6:01.07	67.30	51.85	6 69.43

#### Not-Classified

51 CM3 Graham DICKINSON Suzuki T 500 492cc 1 48.25 DNF 55.96 0 0.00

#### Fastest Lap

57 CM3 Sarah MEASURES Yamaha SR 498cc 46.69 7 77.10

### Classics Over 501cc

PI	No	Cl	Name	CC	Machine	Laps	Time	MPH	Best Lap on	MPH
1	27	CM4	Paul JOHNSON		Triumph Rob North 750c	8	5:50.68	79.56	44.29	3 81.28
2	32	CM4	Mick CROMPTON		BSA 750cc	8	5:55.26	78.53	44.41	4 81.06

#### Fastest Lap

27 CM4 Paul JOHNSON Triumph Rob North 750c 44.29 3 81.28

Qualification Speeds : Class CM2 = 66.03 MPH Class CM3 = 67.6 MPH Class CM4 = 71.6 MPH

Start Time : 12:35

Tonfanau

26 May 19 12:44

Clerk of Course : Lee Heeson

Time Issued :

Chief Timekeeper : Graham Marshall

THESE RESULTS REMAIN PROVISIONAL FOR A MINIMUM OF 30 MINUTES FROM THE TIME OF ISSUE

# Classic machines 250cc, 251cc - 500cc & over 501cc

## LAP TIMES - Race 4 - Events 2 & 4

<b>3</b>	<b>Rob JONES</b>										
	<b>Lap</b>	<b>1</b>	<b>2</b>	<b>3</b>	<b>4</b>	<b>5</b>	<b>6</b>	<b>7</b>	<b>8</b>	<b>9</b>	<b>10</b>
	1	43.32	53.49	52.48	52.36	52.72	53.49	52.81			
<b>4</b>	<b>Adrian DAY</b>										
	<b>Lap</b>	<b>1</b>	<b>2</b>	<b>3</b>	<b>4</b>	<b>5</b>	<b>6</b>	<b>7</b>	<b>8</b>	<b>9</b>	<b>10</b>
	1	38.56	48.20	47.50	47.95	47.80	47.21	47.20	47.05		
<b>19</b>	<b>Geoff HADWIN</b>										
	<b>Lap</b>	<b>1</b>	<b>2</b>	<b>3</b>	<b>4</b>	<b>5</b>	<b>6</b>	<b>7</b>	<b>8</b>	<b>9</b>	<b>10</b>
	1	39.27	48.34	48.64	49.01	49.00	49.09	48.59	48.36		
<b>27</b>	<b>Paul JOHNSON</b>										
	<b>Lap</b>	<b>1</b>	<b>2</b>	<b>3</b>	<b>4</b>	<b>5</b>	<b>6</b>	<b>7</b>	<b>8</b>	<b>9</b>	<b>10</b>
	1	36.13	44.52	44.29	44.59	45.08	44.50	46.50	45.07		
<b>32</b>	<b>Mick CROMPTON</b>										
	<b>Lap</b>	<b>1</b>	<b>2</b>	<b>3</b>	<b>4</b>	<b>5</b>	<b>6</b>	<b>7</b>	<b>8</b>	<b>9</b>	<b>10</b>
	1	38.61	45.84	45.50	44.41	44.60	44.87	45.41	46.02		
<b>42</b>	<b>Rob KNIGHT</b>										
	<b>Lap</b>	<b>1</b>	<b>2</b>	<b>3</b>	<b>4</b>	<b>5</b>	<b>6</b>	<b>7</b>	<b>8</b>	<b>9</b>	<b>10</b>
	1	41.81	51.04	50.97	51.37	51.29	50.44	50.18	50.34		
<b>51</b>	<b>Graham DICKINSON</b>										
	<b>Lap</b>	<b>1</b>	<b>2</b>	<b>3</b>	<b>4</b>	<b>5</b>	<b>6</b>	<b>7</b>	<b>8</b>	<b>9</b>	<b>10</b>
	1	48.25									
<b>57</b>	<b>Sarah MEASURES</b>										
	<b>Lap</b>	<b>1</b>	<b>2</b>	<b>3</b>	<b>4</b>	<b>5</b>	<b>6</b>	<b>7</b>	<b>8</b>	<b>9</b>	<b>10</b>
	1	39.39	48.32	46.94	47.63	48.23	47.24	46.69	47.18		
<b>80</b>	<b>Rhys FORREST</b>										
	<b>Lap</b>	<b>1</b>	<b>2</b>	<b>3</b>	<b>4</b>	<b>5</b>	<b>6</b>	<b>7</b>	<b>8</b>	<b>9</b>	<b>10</b>
	1	45.84	53.92	53.85	54.46	53.81	54.12	53.95			
<b>88</b>	<b>Paul HEALEY</b>										
	<b>Lap</b>	<b>1</b>	<b>2</b>	<b>3</b>	<b>4</b>	<b>5</b>	<b>6</b>	<b>7</b>	<b>8</b>	<b>9</b>	<b>10</b>
	1	45.95	52.60	52.83	52.51	52.91	51.85	52.42			



# Lap Chart

## Classic machines 250cc, 251cc - 500cc & over 501cc - Race 4 - Events 2 & 4

Lap 1		Lap 2		Lap 3		Lap 4		Lap 5		Lap 6		Lap 7		Lap 8		Lap 9		Lap 10		
No	Time	No	Time	No	Time	No	Time	No	Time	No	Time	No	Time	No	Time	No	Time	No	Time	
27	36.13	27	1:20.65	27	2:04.94	27	2:49.53	27	3:34.61	27	4:19.11	27	5:05.61	27	5:50.68					
4	38.56	32	1:24.45	32	2:09.95	32	2:54.36	32	3:38.96	80	4:21.88 *1	3	5:07.86 *1	32	5:55.26					
32	38.61	4	1:26.76	4	2:14.26	4	3:02.21	4	3:50.01	32	4:23.83	88	5:08.65 *1	3	6:00.67 *1					
19	39.27	19	1:27.61	57	2:14.65	57	3:02.28	57	3:50.51	4	4:37.22	32	5:09.24	88	6:01.07 *1					
57	39.39	57	1:27.71	19	2:16.25	19	3:05.26	19	3:54.26	57	4:37.75	80	5:16.00 *1	80	6:09.95 *1					
42	41.81	42	1:32.85	42	2:23.82	42	3:15.19	42	4:06.48	19	4:43.35	4	5:24.42	4	6:11.47					
3	43.32	3	1:36.81	3	2:29.29	3	3:21.65	3	4:14.37	42	4:56.92	57	5:24.44	57	6:11.62					
80	45.84	88	1:38.55	88	2:31.38	88	3:23.89	88	4:16.80			19	5:31.94	19	6:20.30					
88	45.95	80	1:39.76	80	2:33.61	80	3:28.07					42	5:47.10	42	6:37.44					
51	48.25																			



Crewe & South Cheshire m/c Road Racing



# TONFANAU

Sunday 26 May 2019

Sponsored by Sponsor Needed

## Forgotten Era Machines 251cc - 500cc & over 501cc

### Race 5 - Events 5 & 6

Pl	No	Cl	Name	CC	Machine	Laps	Time	Behind	MPH	Best Lap on	MPH
1	68	FE2	John PRICE		Kawasaki ZXR 400cc	8	5:27.32		85.24	41.63	2 86.48
2	64	FE3	Paul STONES		Yamaha FZR 1000cc	8	5:30.41	3.09	84.44	41.40	7 86.96
3	80	FE3	Mike CARTER		Honda RVF 750cc	8	5:33.28	5.96	83.71	41.24	4 87.29
4	40	FE3	Paul MYLER		Yamaha EXUP 1000cc	8	5:34.00	6.68	83.53	42.06	4 85.59
5	18	FE2	Phil MILLARD		Kawasaki 400cc	8	5:34.87	7.55	83.32	41.69	7 86.35
6	7	FE2	Tony GRIFFITHS		Kawasaki ZXR 400cc	8	5:37.31	9.99	82.71	42.00	4 85.71
7	5	FE2	Wayne COLLINS		Kawasaki ZXR 400cc	8	5:43.48	16.16	81.23	43.07	5 83.58
8	30	FE2	Nicholas WARD		CBR 400cc	8	5:54.28	26.96	78.75	44.40	7 81.08
9	28	FE1	Caron ROBERTS		TZ Yamaha 250cc	8	5:55.68	28.36	78.44	44.18	7 81.48
10	9	FE2	Leslie MASON		Kawasaki 399cc	8	6:01.29	33.97	77.22	45.20	3 79.65
11	70	FE1	Dave EDWARDS		CBR Honda 250cc	7	5:34.16	1 Lap	72.72	48.28	7 74.57
12	21	FE2	Andrew GARDINER		Kawasaki ZXR 400cc	7	5:53.89	1 Lap	68.67	50.64	2 71.09
13	63	FE2	Rick WHITTAKER		Kawasaki ZXR 400cc	5	5:32.12	3 Laps	51.49	1:05.67	5 54.82
<b>Not-Classified</b>											
	36	FE2	Roy CHAPMEN		Yamaha TZ 350cc	7	5:00.97	DNF	80.74	42.89	6 83.94
	10	FE2	Anthony NORRIS		Kawasaki 400cc	5	4:10.03	DNF	68.39	50.50	2 71.29
	49	FE3	Steve GAMMON		Suzuki 628cc	3	2:22.13	DNF	69.65	49.66	2 72.49
<b>Fastest Lap</b>											
	80	FE3	Mike CARTER		Honda RVF 750cc					41.24	4 87.29

Qualification Speeds : Class FE1 = 70.6 MPH Class FE2 = 76.71 MPH Class FE3 = 76 MPH

Start Time : 12:48

Tonfanau

26 May 19 12:57

Clerk of Course : Lee Heeson

Time Issued :

Chief Timekeeper : Graham Marshall

THESE RESULTS REMAIN PROVISIONAL FOR A MINIMUM OF 30 MINUTES FROM THE TIME OF ISSUE



Crewe & South Cheshire m/c Road Racing



**TONFANAU**

Sunday 26 May 2019

Sponsored by Sponsor Needed

**Race 5 - Forgotten Era Machines 251cc - 500cc & over 501cc**

**F/E up to 250cc**

PI	No	Cl	Name	CC	Machine	Laps	Time	MPH	Best Lap on	MPH
1	28	FE1	Caron ROBERTS		TZ Yamaha 250cc	8	5:55.68	78.44	44.18	7 81.48
2	70	FE1	Dave EDWARDS		CBR Honda 250cc	7	5:34.16	72.72	48.28	7 74.57

Fastest Lap

28 FE1 Caron ROBERTS TZ Yamaha 250cc 44.18 7 81.48

**F/E Machines 251cc-500cc**

PI	No	Cl	Name	CC	Machine	Laps	Time	MPH	Best Lap on	MPH
1	68	FE2	John PRICE		Kawasaki ZXR 400cc	8	5:27.32	85.24	41.63	2 86.48
2	18	FE2	Phil MILLARD		Kawasaki 400cc	8	5:34.87	83.32	41.69	7 86.35
3	7	FE2	Tony GRIFFITHS		Kawasaki ZXR 400cc	8	5:37.31	82.71	42.00	4 85.71
4	5	FE2	Wayne COLLINS		Kawasaki ZXR 400cc	8	5:43.48	81.23	43.07	5 83.58
5	30	FE2	Nicholas WARD		CBR 400cc	8	5:54.28	78.75	44.40	7 81.08
6	9	FE2	Leslie MASON		Kawasaki 399cc	8	6:01.29	77.22	45.20	3 79.65
7	21	FE2	Andrew GARDINER		Kawasaki ZXR 400cc	7	5:53.89	68.67	50.64	2 71.09
8	63	FE2	Rick WHITTAKER		Kawasaki ZXR 400cc	5	5:32.12	51.49	1:05.67	5 54.82

Not-Classified

36 FE2 Roy CHAPMEN Yamaha TZ 350cc 7 5:00.97 DNF 80.74 42.89 6 83.94  
 10 FE2 Anthony NORRIS Kawasaki 400cc 5 4:10.03 DNF 68.39 50.50 2 71.29

Fastest Lap

68 FE2 John PRICE Kawasaki ZXR 400cc 41.63 2 86.48

**Forgotten Era over 501cc**

PI	No	Cl	Name	CC	Machine	Laps	Time	MPH	Best Lap on	MPH
1	64	FE3	Paul STONES		Yamaha FZR 1000cc	8	5:30.41	84.44	41.40	7 86.96
2	80	FE3	Mike CARTER		Honda RVF 750cc	8	5:33.28	83.71	41.24	4 87.29
3	40	FE3	Paul MYLER		Yamaha EXUP 1000cc	8	5:34.00	83.53	42.06	4 85.59

Not-Classified

49 FE3 Steve GAMMON Suzuki 628cc 3 2:22.13 DNF 69.65 49.66 2 72.49

Fastest Lap

80 FE3 Mike CARTER Honda RVF 750cc 41.24 4 87.29

Qualification Speeds : Class FE1 = 70.6 MPH Class FE2 = 76.71 MPH Class FE3 = 76 MPH

Start Time : 12:48

Tonfanau

26 May 19 12:57

Clerk of Course : Lee Heeson

Time Issued :

Chief Timekeeper : Graham Marshall

THESE RESULTS REMAIN PROVISIONAL FOR A MINIMUM OF 30 MINUTES FROM THE TIME OF ISSUE

# Forgotten Era Machines 251cc - 500cc & over 501cc

## LAP TIMES - Race 5 - Events 5 & 6

<b>5</b>	<b>Wayne COLLINS</b>										
	<b>Lap</b>	<b>1</b>	<b>2</b>	<b>3</b>	<b>4</b>	<b>5</b>	<b>6</b>	<b>7</b>	<b>8</b>	<b>9</b>	<b>10</b>
	1	36.10	44.69	44.26	43.27	43.07	44.32	43.73	44.04		
<b>7</b>	<b>Tony GRIFFITHS</b>										
	<b>Lap</b>	<b>1</b>	<b>2</b>	<b>3</b>	<b>4</b>	<b>5</b>	<b>6</b>	<b>7</b>	<b>8</b>	<b>9</b>	<b>10</b>
	1	36.18	43.04	43.10	42.00	42.42	42.76	44.46	43.35		
<b>9</b>	<b>Leslie MASON</b>										
	<b>Lap</b>	<b>1</b>	<b>2</b>	<b>3</b>	<b>4</b>	<b>5</b>	<b>6</b>	<b>7</b>	<b>8</b>	<b>9</b>	<b>10</b>
	1	38.55	45.37	45.20	45.73	46.22	46.84	46.54	46.84		
<b>10</b>	<b>Anthony NORRIS</b>										
	<b>Lap</b>	<b>1</b>	<b>2</b>	<b>3</b>	<b>4</b>	<b>5</b>	<b>6</b>	<b>7</b>	<b>8</b>	<b>9</b>	<b>10</b>
	1	43.67	50.50	50.89	51.54	53.43					
<b>18</b>	<b>Phil MILLARD</b>										
	<b>Lap</b>	<b>1</b>	<b>2</b>	<b>3</b>	<b>4</b>	<b>5</b>	<b>6</b>	<b>7</b>	<b>8</b>	<b>9</b>	<b>10</b>
	1	36.69	42.68	45.37	42.25	41.84	41.80	41.69	42.55		
<b>21</b>	<b>Andrew GARDINER</b>										
	<b>Lap</b>	<b>1</b>	<b>2</b>	<b>3</b>	<b>4</b>	<b>5</b>	<b>6</b>	<b>7</b>	<b>8</b>	<b>9</b>	<b>10</b>
	1	43.34	50.64	50.80	51.51	53.03	52.75	51.82			
<b>28</b>	<b>Caron ROBERTS</b>										
	<b>Lap</b>	<b>1</b>	<b>2</b>	<b>3</b>	<b>4</b>	<b>5</b>	<b>6</b>	<b>7</b>	<b>8</b>	<b>9</b>	<b>10</b>
	1	40.39	45.78	44.86	44.88	45.32	44.42	44.18	45.85		
<b>30</b>	<b>Nicholas WARD</b>										
	<b>Lap</b>	<b>1</b>	<b>2</b>	<b>3</b>	<b>4</b>	<b>5</b>	<b>6</b>	<b>7</b>	<b>8</b>	<b>9</b>	<b>10</b>
	1	38.33	44.85	44.72	44.89	45.09	45.96	44.40	46.04		
<b>36</b>	<b>Roy CHAPMEN</b>										
	<b>Lap</b>	<b>1</b>	<b>2</b>	<b>3</b>	<b>4</b>	<b>5</b>	<b>6</b>	<b>7</b>	<b>8</b>	<b>9</b>	<b>10</b>
	1	37.67	44.86	45.76	43.64	42.94	42.89	43.21			
<b>40</b>	<b>Paul MYLER</b>										
	<b>Lap</b>	<b>1</b>	<b>2</b>	<b>3</b>	<b>4</b>	<b>5</b>	<b>6</b>	<b>7</b>	<b>8</b>	<b>9</b>	<b>10</b>
	1	34.98	43.07	43.67	42.06	42.44	43.17	42.51	42.10		
<b>49</b>	<b>Steve GAMMON</b>										
	<b>Lap</b>	<b>1</b>	<b>2</b>	<b>3</b>	<b>4</b>	<b>5</b>	<b>6</b>	<b>7</b>	<b>8</b>	<b>9</b>	<b>10</b>
	1	40.27	49.66	52.20							
<b>63</b>	<b>Rick WHITTAKER</b>										
	<b>Lap</b>	<b>1</b>	<b>2</b>	<b>3</b>	<b>4</b>	<b>5</b>	<b>6</b>	<b>7</b>	<b>8</b>	<b>9</b>	<b>10</b>
	1	55.15	1:11.69	1:10.26	1:09.35	1:05.67					
<b>64</b>	<b>Paul STONES</b>										
	<b>Lap</b>	<b>1</b>	<b>2</b>	<b>3</b>	<b>4</b>	<b>5</b>	<b>6</b>	<b>7</b>	<b>8</b>	<b>9</b>	<b>10</b>
	1	35.52	43.00	41.85	41.72	41.64	41.51	41.40	43.77		

---

<b>68</b>	<b>John PRICE</b>										
	<b>Lap</b>	<b>1</b>	<b>2</b>	<b>3</b>	<b>4</b>	<b>5</b>	<b>6</b>	<b>7</b>	<b>8</b>	<b>9</b>	<b>10</b>
	1	33.85	41.63	41.92	41.74	42.34	42.07	41.95	41.82		

---

<b>70</b>	<b>Dave EDWARDS</b>										
	<b>Lap</b>	<b>1</b>	<b>2</b>	<b>3</b>	<b>4</b>	<b>5</b>	<b>6</b>	<b>7</b>	<b>8</b>	<b>9</b>	<b>10</b>
	1	40.62	49.55	48.81	48.93	48.54	49.43	48.28			

---

<b>80</b>	<b>Mike CARTER</b>										
	<b>Lap</b>	<b>1</b>	<b>2</b>	<b>3</b>	<b>4</b>	<b>5</b>	<b>6</b>	<b>7</b>	<b>8</b>	<b>9</b>	<b>10</b>
	1	36.96	42.87	43.67	41.24	42.07	42.95	41.85	41.67		

# Lap Chart

## Forgotten Era Machines 251cc - 500cc & over 501cc - Race 5 - Events 5 & 6

Lap 1		Lap 2		Lap 3		Lap 4		Lap 5		Lap 6		Lap 7		Lap 8		Lap 9		Lap 10	
No	Time	No	Time	No	Time	No	Time	No	Time	No	Time	No	Time	No	Time	No	Time	No	Time
68	33.85	68	1:15.48	68	1:57.40	68	2:39.14	68	3:21.48	68	4:03.55	68	4:45.50	68	5:27.32				
40	34.98	40	1:18.05	64	2:00.37	64	2:42.09	64	3:23.73	64	4:05.24	70	4:45.88 *1	64	5:30.41				
64	35.52	64	1:18.52	40	2:01.72	40	2:43.78	40	3:26.22	21	4:09.32 *1	64	4:46.64	63	5:32.12 *3				
5	36.10	7	1:19.22	7	2:02.32	7	2:44.32	7	3:26.74	40	4:09.39	80	4:51.61	80	5:33.28				
7	36.18	18	1:19.37	80	2:03.50	80	2:44.74	80	3:26.81	7	4:09.50	40	4:51.90	40	5:34.00				
18	36.69	80	1:19.83	18	2:04.74	18	2:46.99	18	3:28.83	80	4:09.76	18	4:52.32	70	5:34.16 *1				
80	36.96	5	1:20.79	5	2:05.05	5	2:48.32	5	3:31.39	10	4:10.03 *1	7	4:53.96	18	5:34.87				
36	37.67	36	1:22.53	63	2:06.84 *1	36	2:51.93	36	3:34.87	18	4:10.63	5	4:59.44	7	5:37.31				
30	38.33	30	1:23.18	30	2:07.90	30	2:52.79	30	3:37.88	5	4:15.71	36	5:00.97	5	5:43.48				
9	38.55	9	1:23.92	36	2:08.29	9	2:54.85	9	3:41.07	36	4:17.76	21	5:02.07 *1	21	5:53.89 *1				
49	40.27	28	1:26.17	9	2:09.12	28	2:55.91	28	3:41.23	30	4:23.84	30	5:08.24	30	5:54.28				
28	40.39	49	1:29.93	28	2:11.03	70	3:07.91	70	3:56.45	28	4:25.65	28	5:09.83	28	5:55.68				
70	40.62	70	1:30.17	70	2:18.98	21	3:16.29			63	4:26.45 *2	9	5:14.45	9	6:01.29				
21	43.34	21	1:33.98	49	2:22.13	10	3:16.60			9	4:27.91								
10	43.67	10	1:34.17	21	2:24.78	63	3:17.10 *1												
63	55.15			10	2:25.06														



Crewe & South Cheshire m/c Road Racing



# TONFANAU

Sunday 26 May 2019

*Sponsored by Sponsor Needed*

**Minitwins & Steel Frame 600cc**

**Race 6 - Events 9 & 11**

Pl	No	Cl	Name	CC	Machine	Laps	Time	Behind	MPH	Best Lap on	MPH
1	5	SF	Martin CLARE		Honda CBR 600cc	8	5:19.18		87.41	3	89.53
2	17	MT	Martin ROBBINS		Suzuki SV 650cc	8	5:23.55	4.37	86.23	6	88.30
3	3	MT	Rob TAYLOR		Suzuki SV 650cc	8	5:34.04	14.86	83.52	5	86.25
4	6	MT	Darren RAYBOULD		Suzuki SV 650cc	8	5:39.88	20.70	82.09	7	83.74
5	29	SF	Dean EPHGRAVE		Honda CBR 600cc	8	5:41.27	22.09	81.75	7	84.57
6	57	SF	Chris EDWARDS		Honda 600cc	8	5:43.39	24.21	81.25	4	83.39
7	78	MT	Michael WILKINSON		Suzuki SV 650cc	8	6:04.07	44.89	76.63	6	78.72
8	19	MT	Mike GITTINGS		Suzuki SV 650cc	7	5:23.59	1 Lap	75.10	5	77.17
9	16	MT	Simon NEVETT		Suzuki SV 650cc	7	5:26.39	1 Lap	74.45	5	78.31
10	68	SF	Christopher HILL		Honda CBR 600cc	7	5:35.77	1 Lap	72.37	3	75.44
11	11	SF	Jon BECK		Honda CBR 600cc	7	5:36.37	1 Lap	72.24	4	74.53
12	35	MT	Ross WILLIAMS		Suzuki SV 650cc	7	5:58.43	1 Lap	67.80	7	69.81

Fastest Lap

5 SF Martin CLARE Honda CBR 600cc 40.21 3 89.53

Qualification Speeds : Class MT = 77.61 MPH Class SF = 78.67 MPH

Start Time : 13:03

Tonfanau

26 May 19 13:11

Clerk of Course : Lee Heeson

Time Issued :

Chief Timekeeper : Graham Marshall

THESE RESULTS REMAIN PROVISIONAL FOR A MINIMUM OF 30 MINUTES FROM THE TIME OF ISSUE



Crewe & South Cheshire m/c Road Racing



# TONFANAU

Sunday 26 May 2019

Sponsored by Sponsor Needed

## Race 6 - Minitwins & Steel Frame 600cc

### Minitwins

PI	No	Cl	Name	CC	Machine	Laps	Time	MPH	Best Lap on	MPH
1	17	MT	Martin ROBBINS		Suzuki SV 650cc	8	5:23.55	86.23	40.77	6 88.30
2	3	MT	Rob TAYLOR		Suzuki SV 650cc	8	5:34.04	83.52	41.74	5 86.25
3	6	MT	Darren RAYBOULD		Suzuki SV 650cc	8	5:39.88	82.09	42.99	7 83.74
4	78	MT	Michael WILKINSON		Suzuki SV 650cc	8	6:04.07	76.63	45.73	6 78.72
5	19	MT	Mike GITTINGS		Suzuki SV 650cc	7	5:23.59	75.10	46.65	5 77.17
6	16	MT	Simon NEVETT		Suzuki SV 650cc	7	5:26.39	74.45	45.97	5 78.31
7	35	MT	Ross WILLIAMS		Suzuki SV 650cc	7	5:58.43	67.80	51.57	7 69.81

#### Fastest Lap

17 MT Martin ROBBINS Suzuki SV 650cc 40.77 6 88.30

### 600cc Steel Frame

PI	No	Cl	Name	CC	Machine	Laps	Time	MPH	Best Lap on	MPH
1	5	SF	Martin CLARE		Honda CBR 600cc	8	5:19.18	87.41	40.21	3 89.53
2	29	SF	Dean EPHGRAVE		Honda CBR 600cc	8	5:41.27	81.75	42.57	7 84.57
3	57	SF	Chris EDWARDS		Honda 600cc	8	5:43.39	81.25	43.17	4 83.39
4	68	SF	Christopher HILL		Honda CBR 600cc	7	5:35.77	72.37	47.72	3 75.44
5	11	SF	Jon BECK		Honda CBR 600cc	7	5:36.37	72.24	48.30	4 74.53

#### Fastest Lap

5 SF Martin CLARE Honda CBR 600cc 40.21 3 89.53

Qualification Speeds : Class MT = 77.61 MPH Class SF = 78.67 MPH

Start Time : 13:03

Tonfanau

26 May 19 13:12

Clerk of Course : Lee Heeson

Time Issued :

Chief Timekeeper : Graham Marshall

THESE RESULTS REMAIN PROVISIONAL FOR A MINIMUM OF 30 MINUTES FROM THE TIME OF ISSUE



# Minitwins & Steel Frame 600cc

## LAP TIMES - Race 6 - Events 9 & 11

<b>3</b>	<b>Rob TAYLOR</b>										
	<b>Lap</b>	<b>1</b>	<b>2</b>	<b>3</b>	<b>4</b>	<b>5</b>	<b>6</b>	<b>7</b>	<b>8</b>	<b>9</b>	<b>10</b>
	1	36.44	42.69	42.56	42.22	41.74	42.17	42.72	43.50		
<b>5</b>	<b>Martin CLARE</b>										
	<b>Lap</b>	<b>1</b>	<b>2</b>	<b>3</b>	<b>4</b>	<b>5</b>	<b>6</b>	<b>7</b>	<b>8</b>	<b>9</b>	<b>10</b>
	1	33.04	41.07	40.21	40.75	40.39	40.74	41.48	41.50		
<b>6</b>	<b>Darren RAYBOULD</b>										
	<b>Lap</b>	<b>1</b>	<b>2</b>	<b>3</b>	<b>4</b>	<b>5</b>	<b>6</b>	<b>7</b>	<b>8</b>	<b>9</b>	<b>10</b>
	1	36.33	43.45	43.29	43.63	43.52	43.24	42.99	43.43		
<b>11</b>	<b>Jon BECK</b>										
	<b>Lap</b>	<b>1</b>	<b>2</b>	<b>3</b>	<b>4</b>	<b>5</b>	<b>6</b>	<b>7</b>	<b>8</b>	<b>9</b>	<b>10</b>
	1	41.93	49.50	48.53	48.30	49.36	49.03	49.72			
<b>16</b>	<b>Simon NEVETT</b>										
	<b>Lap</b>	<b>1</b>	<b>2</b>	<b>3</b>	<b>4</b>	<b>5</b>	<b>6</b>	<b>7</b>	<b>8</b>	<b>9</b>	<b>10</b>
	1	38.41	47.39	46.80	45.99	45.97	53.57	48.26			
<b>17</b>	<b>Martin ROBBINS</b>										
	<b>Lap</b>	<b>1</b>	<b>2</b>	<b>3</b>	<b>4</b>	<b>5</b>	<b>6</b>	<b>7</b>	<b>8</b>	<b>9</b>	<b>10</b>
	1	33.65	41.01	40.97	41.17	41.69	40.77	42.14	42.15		
<b>19</b>	<b>Mike GITTINGS</b>										
	<b>Lap</b>	<b>1</b>	<b>2</b>	<b>3</b>	<b>4</b>	<b>5</b>	<b>6</b>	<b>7</b>	<b>8</b>	<b>9</b>	<b>10</b>
	1	40.01	47.80	47.46	47.32	46.65	47.64	46.71			
<b>29</b>	<b>Dean EPHGRAVE</b>										
	<b>Lap</b>	<b>1</b>	<b>2</b>	<b>3</b>	<b>4</b>	<b>5</b>	<b>6</b>	<b>7</b>	<b>8</b>	<b>9</b>	<b>10</b>
	1	35.20	43.41	44.10	44.14	43.84	44.17	42.57	43.84		
<b>35</b>	<b>Ross WILLIAMS</b>										
	<b>Lap</b>	<b>1</b>	<b>2</b>	<b>3</b>	<b>4</b>	<b>5</b>	<b>6</b>	<b>7</b>	<b>8</b>	<b>9</b>	<b>10</b>
	1	45.50	51.85	52.37	53.50	51.88	51.76	51.57			
<b>57</b>	<b>Chris EDWARDS</b>										
	<b>Lap</b>	<b>1</b>	<b>2</b>	<b>3</b>	<b>4</b>	<b>5</b>	<b>6</b>	<b>7</b>	<b>8</b>	<b>9</b>	<b>10</b>
	1	37.00	43.79	43.28	43.17	44.19	43.94	43.68	44.34		
<b>68</b>	<b>Christopher HILL</b>										
	<b>Lap</b>	<b>1</b>	<b>2</b>	<b>3</b>	<b>4</b>	<b>5</b>	<b>6</b>	<b>7</b>	<b>8</b>	<b>9</b>	<b>10</b>
	1	41.27	49.17	47.72	47.93	49.35	50.25	50.08			
<b>78</b>	<b>Michael WILKINSON</b>										
	<b>Lap</b>	<b>1</b>	<b>2</b>	<b>3</b>	<b>4</b>	<b>5</b>	<b>6</b>	<b>7</b>	<b>8</b>	<b>9</b>	<b>10</b>
	1	38.66	46.00	46.61	47.53	46.06	45.73	46.63	46.85		

# Lap Chart

## Minitwins & Steel Frame 600cc - Race 6 - Events 9 & 11

Lap 1		Lap 2		Lap 3		Lap 4		Lap 5		Lap 6		Lap 7		Lap 8		Lap 9		Lap 10	
No	Time	No	Time	No	Time	No	Time	No	Time	No	Time	No	Time	No	Time	No	Time	No	Time
5	33.04	5	1:14.11	5	1:54.32	5	2:35.07	5	3:15.46	5	3:56.20	5	4:37.68	5	5:19.18				
17	33.65	17	1:14.66	17	1:55.63	17	2:36.80	17	3:18.49	11	3:57.62 *1	16	4:38.13 *1	17	5:23.55				
29	35.20	29	1:18.61	3	2:01.69	3	2:43.91	35	3:23.22 *1	17	3:59.26	17	4:41.40	19	5:23.59 *1				
6	36.33	3	1:19.13	29	2:02.71	6	2:46.70	3	3:25.65	3	4:07.82	68	4:45.69 *1	16	5:26.39 *1				
3	36.44	6	1:19.78	6	2:03.07	29	2:46.85	6	3:30.22	6	4:13.46	11	4:46.65 *1	3	5:34.04				
57	37.00	57	1:20.79	57	2:04.07	57	2:47.24	29	3:30.69	29	4:14.86	3	4:50.54	68	5:35.77 *1				
16	38.41	78	1:24.66	78	2:11.27	16	2:58.59	57	3:31.43	35	4:15.10 *1	6	4:56.45	11	5:36.37 *1				
78	38.66	16	1:25.80	16	2:12.60	78	2:58.80	16	3:44.56	57	4:15.37	29	4:57.43	6	5:39.88				
19	40.01	19	1:27.81	19	2:15.27	19	3:02.59	78	3:44.86	78	4:30.59	57	4:59.05	29	5:41.27				
68	41.27	68	1:30.44	68	2:18.16	68	3:06.09	19	3:49.24	19	4:36.88	35	5:06.86 *1	57	5:43.39				
11	41.93	11	1:31.43	11	2:19.96	11	3:08.26	68	3:55.44			78	5:17.22	35	5:58.43 *1				
35	45.50	35	1:37.35	35	2:29.72									78	6:04.07				



Crewe & South Cheshire m/c Road Racing



# TONFANAU

Sunday 26 May 2019

Sponsored by Brian Glover

## Sidecars F1& F11

### Race 7 - Events 7

Pl	No	Cl	Name	CC	Machine	Laps	Time	Behind	MPH	Best Lap on	MPH
1	89	SC	HAUXWELL / TAYLOR		LCR Suzuki 600cc	5	3:19.94		85.53	41.10	3 87.59
2	48	SC	BERRY / BRADLEY		Jacobs Kawasaki 1000cc	5	3:23.02	3.08	84.23	41.07	4 87.66
3	84	SC	GRIFFITHS / ROBBINS		Colin Jacobs 600cc	5	3:39.82	19.88	77.79	44.58	2 80.75
4	25	SC	JONES / KNIGHT		Yamaha 350cc	5	3:44.70	24.76	76.10	44.89	4 80.20
5	16	SC	LONGSHAW / SALLEH		Ireson Yamaha 600cc	5	3:47.20	27.26	75.26	45.41	4 79.28
6	36	SC	WALFORD / GREENWOD		Baker Thundercat 600cc	5	3:49.81	29.87	74.41	46.60	3 77.25
7	50	SC	TAPKEN / EDWARDS		BMW Classic 980cc	4	3:34.03	1 Lap	63.08	55.53	2 64.83

Exclusions

1 SC WILSON / BLU.J.MOSS Mick Bagnall Racing Suz Not Running At Showing Of RED FLAG

Fastest Lap

48 SC BERRY / BRADLEY Jacobs Kawasaki 1000cc 41.07 4 87.66

Qualification Speed : Class SC = 76.97 MPH

Start Time : 13:15

Tonfanau

26 May 19 13:24

Clerk of Course : Lee Heeson

Time Issued :

Chief Timekeeper : Graham Marshall

THESE RESULTS REMAIN PROVISIONAL FOR A MINIMUM OF 30 MINUTES FROM THE TIME OF ISSUE

# Sidecars F1& F11

## LAP TIMES - Race 7 - Events 7

---

<b>1</b>	<b>WILSON / BLU.J.MOSS</b>									
<b>Lap</b>	<b>1</b>	<b>2</b>	<b>3</b>	<b>4</b>	<b>5</b>	<b>6</b>	<b>7</b>	<b>8</b>	<b>9</b>	<b>10</b>
1	39.61	45.51	46.24	45.51	46.83					

---

<b>16</b>	<b>LONGSHAW / SALLEH</b>									
<b>Lap</b>	<b>1</b>	<b>2</b>	<b>3</b>	<b>4</b>	<b>5</b>	<b>6</b>	<b>7</b>	<b>8</b>	<b>9</b>	<b>10</b>
1	43.18	45.66	46.36	45.41	46.59					

---

<b>25</b>	<b>JONES / KNIGHT</b>									
<b>Lap</b>	<b>1</b>	<b>2</b>	<b>3</b>	<b>4</b>	<b>5</b>	<b>6</b>	<b>7</b>	<b>8</b>	<b>9</b>	<b>10</b>
1	41.51	46.48	46.46	44.89	45.36					

---

<b>36</b>	<b>WALFORD / GREENWOD</b>									
<b>Lap</b>	<b>1</b>	<b>2</b>	<b>3</b>	<b>4</b>	<b>5</b>	<b>6</b>	<b>7</b>	<b>8</b>	<b>9</b>	<b>10</b>
1	40.94	46.79	46.60	47.86	47.62					

---

<b>48</b>	<b>BERRY / BRADLEY</b>									
<b>Lap</b>	<b>1</b>	<b>2</b>	<b>3</b>	<b>4</b>	<b>5</b>	<b>6</b>	<b>7</b>	<b>8</b>	<b>9</b>	<b>10</b>
1	34.57	43.06	41.28	41.07	43.04					

---

<b>50</b>	<b>TAPKEN / EDWARDS</b>									
<b>Lap</b>	<b>1</b>	<b>2</b>	<b>3</b>	<b>4</b>	<b>5</b>	<b>6</b>	<b>7</b>	<b>8</b>	<b>9</b>	<b>10</b>
1	43.43	55.53	57.32	57.75						

---

<b>84</b>	<b>GRIFFITHS / ROBBINS</b>									
<b>Lap</b>	<b>1</b>	<b>2</b>	<b>3</b>	<b>4</b>	<b>5</b>	<b>6</b>	<b>7</b>	<b>8</b>	<b>9</b>	<b>10</b>
1	37.46	44.58	45.68	45.50	46.60					

---

<b>89</b>	<b>HAUXWELL / TAYLOR</b>									
<b>Lap</b>	<b>1</b>	<b>2</b>	<b>3</b>	<b>4</b>	<b>5</b>	<b>6</b>	<b>7</b>	<b>8</b>	<b>9</b>	<b>10</b>
1	33.71	41.85	41.10	41.30	41.98					

---

# Lap Chart

## Sidecars F1& F11 - Race 7 - Events 7

Lap 1		Lap 2		Lap 3		Lap 4		Lap 5		Lap 6		Lap 7		Lap 8		Lap 9		Lap 10	
No	Time	No	Time	No	Time	No	Time	No	Time	No	Time	No	Time	No	Time	No	Time	No	Time
89	33.71	89	1:15.56	89	1:56.66	89	2:37.96	89	3:19.94										
48	34.57	48	1:17.63	48	1:58.91	48	2:39.98	48	3:23.02										
84	37.46	84	1:22.04	84	2:07.72	84	2:53.22	50	3:34.03 *1										
1	39.61	1	1:25.12	1	2:11.36	1	2:56.87	84	3:39.82										
36	40.94	36	1:27.73	36	2:14.33	25	2:59.34	1	3:43.70										
25	41.51	25	1:27.99	25	2:14.45	16	3:00.61	25	3:44.70										
16	43.18	16	1:28.84	16	2:15.20	36	3:02.19	16	3:47.20										
50	43.43	50	1:38.96	50	2:36.28			36	3:49.81										



Crewe & South Cheshire m/c Road Racing



# TONFANAU

Sunday 26 May 2019

Sponsored by Timekeepers - Steve & Ellen Gregory Tel 01942 375019

## 400cc Super Sports & 250cc GP

### Race 8 - Events 1 & 8

Pl	No	Cl	Name	CC	Machine	Laps	Time	Behind	MPH	Best Lap on	MPH
1	7	SS	Tony GRIFFITHS		Kawasaki ZXR 400cc	6	3:59.98		86.26	41.17	3 87.44
2	68	SS	John PRICE		Kawasaki ZXR 400cc	6	4:00.33	0.35	86.13	40.95	5 87.91
3	5	SS	Wayne COLLINS		Kawasaki ZXR 400cc	6	4:08.79	8.81	83.20	42.44	5 84.83
4	48	SS	Paul ODLUM		Kawasaki ZXR 400cc	6	4:09.30	9.32	83.03	42.11	5 85.49
5	28	SS	Andrew JONES		Honda RVF NC30 400cc	6	4:14.84	14.86	81.23	42.95	6 83.82
6	30	SS	Nicholas WARD		Honda CBR 400cc	6	4:19.37	19.39	79.81	44.19	4 81.47
7	21	SS	Andrew GARDINER		Kawasaki ZXR 400cc	5	4:08.77	1 Lap	68.74	51.01	2 70.57

#### Fastest Lap

68	SS	John PRICE	Kawasaki ZXR 400cc	40.95	5	87.91
----	----	------------	--------------------	-------	---	-------

Qualification Speed : Class SS = 77.63 MPH

Start Time : 14:22

Tonfanau

26 May 19 14:29

Clerk of Course : Lee Heeson


Time Issued :

Chief Timekeeper : Graham Marshall

THESE RESULTS REMAIN PROVISIONAL FOR A MINIMUM OF 30 MINUTES FROM THE TIME OF ISSUE



# RACE GRID




## 400cc Super Sports & 250cc GP

### Race 8 - Events 1 & 8

ROW 3	<div style="border: 1px solid black; width: 100%; height: 100%; display: flex; align-items: center; justify-content: center;"><p>9</p></div>	<div style="border: 1px solid black; width: 100%; height: 100%; display: flex; align-items: center; justify-content: center;"><p><b>28</b> P8 Andrew JONES</p></div> <p>8</p>	<div style="border: 1px solid black; width: 100%; height: 100%; display: flex; align-items: center; justify-content: center;"><p><b>5</b> P7 Wayne COLLINS</p></div> <p>7</p>
ROW 2	<div style="border: 1px solid black; width: 100%; height: 100%; display: flex; align-items: center; justify-content: center;"><p><b>21</b> P6 Andrew GARDINER</p></div> <p>6</p>	<div style="border: 1px solid black; width: 100%; height: 100%; display: flex; align-items: center; justify-content: center;"><p><b>10</b> P5 Anthony NORRIS</p></div> <p>5</p>	<div style="border: 1px solid black; width: 100%; height: 100%; display: flex; align-items: center; justify-content: center;"><p><b>30</b> P4 Nicholas WARD</p></div> <p>4</p>
ROW 1	<div style="border: 1px solid black; width: 100%; height: 100%; display: flex; align-items: center; justify-content: center;"><p><b>48</b> P3 Paul ODLUM</p></div> <p>3</p>	<div style="border: 1px solid black; width: 100%; height: 100%; display: flex; align-items: center; justify-content: center;"><p><b>7</b> P2 Tony GRIFFITHS</p></div> <p>2</p>	<div style="border: 1px solid black; width: 100%; height: 100%; display: flex; align-items: center; justify-content: center;"><p><b>68</b> P1 John PRICE</p></div> <p>1</p>

**POLE**



# 400cc Super Sports & 250cc GP

## LAP TIMES - Race 8 - Events 1 & 8

---

<b>5</b>	<b>Wayne COLLINS</b>										
	<b>Lap</b>	<b>1</b>	<b>2</b>	<b>3</b>	<b>4</b>	<b>5</b>	<b>6</b>	<b>7</b>	<b>8</b>	<b>9</b>	<b>10</b>
	1	34.86	43.27	42.54	42.69	42.44	42.99				

---

<b>7</b>	<b>Tony GRIFFITHS</b>										
	<b>Lap</b>	<b>1</b>	<b>2</b>	<b>3</b>	<b>4</b>	<b>5</b>	<b>6</b>	<b>7</b>	<b>8</b>	<b>9</b>	<b>10</b>
	1	32.73	41.87	41.17	41.62	41.26	41.33				

---

<b>21</b>	<b>Andrew GARDINER</b>										
	<b>Lap</b>	<b>1</b>	<b>2</b>	<b>3</b>	<b>4</b>	<b>5</b>	<b>6</b>	<b>7</b>	<b>8</b>	<b>9</b>	<b>10</b>
	1	41.71	51.01	51.82	52.52	51.71					

---

<b>28</b>	<b>Andrew JONES</b>										
	<b>Lap</b>	<b>1</b>	<b>2</b>	<b>3</b>	<b>4</b>	<b>5</b>	<b>6</b>	<b>7</b>	<b>8</b>	<b>9</b>	<b>10</b>
	1	36.51	44.43	43.58	44.08	43.29	42.95				

---

<b>30</b>	<b>Nicholas WARD</b>										
	<b>Lap</b>	<b>1</b>	<b>2</b>	<b>3</b>	<b>4</b>	<b>5</b>	<b>6</b>	<b>7</b>	<b>8</b>	<b>9</b>	<b>10</b>
	1	36.85	44.49	44.28	44.19	44.67	44.89				

---

<b>48</b>	<b>Paul ODLUM</b>										
	<b>Lap</b>	<b>1</b>	<b>2</b>	<b>3</b>	<b>4</b>	<b>5</b>	<b>6</b>	<b>7</b>	<b>8</b>	<b>9</b>	<b>10</b>
	1	34.75	43.29	43.61	42.54	42.11	43.00				

---

<b>68</b>	<b>John PRICE</b>										
	<b>Lap</b>	<b>1</b>	<b>2</b>	<b>3</b>	<b>4</b>	<b>5</b>	<b>6</b>	<b>7</b>	<b>8</b>	<b>9</b>	<b>10</b>
	1	33.92	41.76	41.30	41.07	40.95	41.33				

---



# Lap Chart

## 400cc Super Sports & 250cc GP - Race 8 - Events 1 & 8

Lap 1		Lap 2		Lap 3		Lap 4		Lap 5		Lap 6		Lap 7		Lap 8		Lap 9		Lap 10	
No	Time	No	Time	No	Time	No	Time	No	Time	No	Time	No	Time	No	Time	No	Time	No	Time
7	32.73	7	1:14.60	7	1:55.77	7	2:37.39	7	3:18.65	7	3:59.98								
68	33.92	68	1:15.68	68	1:56.98	68	2:38.05	68	3:19.00	68	4:00.33								
48	34.75	48	1:18.04	5	2:00.67	5	2:43.36	5	3:25.80	21	4:08.77	*1							
5	34.86	5	1:18.13	48	2:01.65	48	2:44.19	48	3:26.30	5	4:08.79								
28	36.51	28	1:20.94	28	2:04.52	28	2:48.60	28	3:31.89	48	4:09.30								
30	36.85	30	1:21.34	30	2:05.62	30	2:49.81	30	3:34.48	28	4:14.84								
21	41.71	21	1:32.72	21	2:24.54	21	3:17.06			30	4:19.37								



Crewe & South Cheshire m/c Road Racing



# TONFANAU

Sunday 26 May 2019

Sponsored by Dr D Church

## Classic Machines 125cc -250cc Single cylinder

### Race 9 - Events 2 & 10 Amended

Pl	No	Cl	Name	CC	Machine	Laps	Time	Behind	MPH	Best Lap on	MPH
1	2	FR	Andrew JONES		Honda RS 125cc	8	6:09.36		75.54	46.27	3 77.80
2	43	CM1	Bruce MCGEOGHEGAN		Ossa 250cc	8	6:26.67	17.31	72.15	49.21	4 73.16
3	28	CM1	Caron ROBERTS		Bultaco 250cc	8	6:32.95	23.59	71.00	49.91	8 72.13
4	79	CM1	David THORP		Ducati 249cc	8	6:39.92	30.56	69.76	49.59	8 72.60
5	41	FR	Hudson KENNAUGH		Honda CBR 125cc	8	6:42.39	33.03	69.34	50.31	7 71.56
6	5	CM1	David BRASIER		Ducati Daytona 250cc	8	6:45.82	36.46	68.75	50.68	6 71.03
7	62	RM	Ian COWLES		Yamaha 50cc	8	6:51.11	41.75	67.87	51.77	6 69.54
8	80		Rhys FORREST		Aprilia 125cc	8	6:51.63	42.27	67.78	51.70	8 69.63
9	29	CM1	Ben MEASURES		Honda CGR 125cc	7	6:14.29	1 Lap	64.92	54.17	3 66.46
10	22	RM	Stephen GRAVES		Metakit 50cc	7	6:19.31	1 Lap	64.06	54.09	7 66.56
11	51	CM1	Graham DICKINSON		Ducati 247cc	7	6:19.61	1 Lap	64.01	54.56	7 65.98
12	27	CM1	Stuart MEASURES		Royal Enfield 249cc	7	6:20.69	1 Lap	63.83	55.02	7 65.43
13	8	CM1	Chris BLACKBURN		Ducati 250cc	7	6:23.84	1 Lap	63.31	54.29	7 66.31
14	21	CM1	Allen RANDALL		Ducati Mk 3 249cc	7	6:25.85	1 Lap	62.98	55.14	7 65.29
<b>Not-Classified</b>											
	57	CM1	Sarah MEASURES		Greeves Sports 197cc	6	5:08.19	DNF	67.17	51.72	4 69.61
<b>Fastest Lap</b>											
	2	FR	Andrew JONES		Honda RS 125cc					46.27	3 77.80

Amended To Correct Event Designation

Qualification Speeds : Class CM1 = 64.94 MPH Class RM = 61.08 MPH Class FR = 67.98 MPH

Start Time : 14:33

Tonfanau

26 May 19 16:06

Clerk of Course : Lee Heeson


Time Issued :

Chief Timekeeper : Graham Marshall

THESE RESULTS REMAIN PROVISIONAL FOR A MINIMUM OF 30 MINUTES FROM THE TIME OF ISSUE



# RACE GRID




## Classic Machines 125cc -250cc Single cylinder

### Race 9 - Events 2 & 10

ROW 5	<b>50</b> P15 Ernest PARRY 15	<b>41</b> P14 Hudson KENNAUGH 14	<b>79</b> P13 David THORP 13
ROW 4	<b>51</b> P12 Graham DICKINSON 12	<b>27</b> P11 Stuart MEASURES 11	<b>21</b> P10 Allen RANDALL 10
ROW 3	<b>29</b> P9 Ben MEASURES 9	<b>8</b> P8 Chris BLACKBURN 8	<b>62</b> P7 Ian COWLES 7
ROW 2	<b>5</b> P6 David BRASIER 6	<b>57</b> P5 Sarah MEASURES 5	<b>80</b> P4 Rhys FORREST 4
ROW 1	<b>43</b> P3 Bruce MCGEOGHEGAN 3	<b>28</b> P2 Caron ROBERTS 2	<b>2</b> P1 Andrew JONES 1

**POLE**





Crewe & South Cheshire m/c Road Racing



# TONFANAU

Sunday 26 May 2019

Sponsored by Dr D Church

## Race 9 - Classic Machines 125cc -250cc Single cylinder

### AMENDED

#### Classic Machines 125cc /250cc single cylinders

PI	No	CI	Name	CC	Machine	Laps	Time	MPH	Best Lap on	MPH
1	43	CM1	Bruce MCGEOGHEGAN		Ossa 250cc	8	6:26.67	72.15	49.21	4 73.16
2	28	CM1	Caron ROBERTS		Bultaco 250cc	8	6:32.95	71.00	49.91	8 72.13
3	79	CM1	David THORP		Ducati 249cc	8	6:39.92	69.76	49.59	8 72.60
4	5	CM1	David BRASIER		Ducati Daytona 250cc	8	6:45.82	68.75	50.68	6 71.03
5	29	CM1	Ben MEASURES		Honda CGR 125cc	7	6:14.29	64.92	54.17	3 66.46
6	51	CM1	Graham DICKINSON		Ducati 247cc	7	6:19.61	64.01	54.56	7 65.98
7	27	CM1	Stuart MEASURES		Royal Enfield 249cc	7	6:20.69	63.83	55.02	7 65.43
8	8	CM1	Chris BLACKBURN		Ducati 250cc	7	6:23.84	63.31	54.29	7 66.31
9	21	CM1	Allen RANDALL		Ducati Mk 3 249cc	7	6:25.85	62.98	55.14	7 65.29

#### Not-Classified

57	CM1		Sarah MEASURES		Greeves Sports 197cc	6	5:08.19	DNF	67.17	51.72	4 69.61
----	-----	--	----------------	--	----------------------	---	---------	-----	-------	-------	---------

#### Fastest Lap

43	CM1		Bruce MCGEOGHEGAN		Ossa 250cc				49.21	4 73.16
----	-----	--	-------------------	--	------------	--	--	--	-------	---------

PI	No	CI	Name	CC	Machine	Laps	Time	MPH	Best Lap on	MPH
1	2	FR	Andrew JONES		Honda RS 125cc	8	6:09.36	75.54	46.27	3 77.80
2	41	FR	Hudson KENNAUGH		Honda CBR 125cc	8	6:42.39	69.34	50.31	7 71.56

#### Fastest Lap

2	FR		Andrew JONES		Honda RS 125cc				46.27	3 77.80
---	----	--	--------------	--	----------------	--	--	--	-------	---------

#### 50cc Racing Machines

PI	No	CI	Name	CC	Machine	Laps	Time	MPH	Best Lap on	MPH
1	62	RM	Ian COWLES		Yamaha 50cc	8	6:51.11	67.87	51.77	6 69.54
2	22	RM	Stephen GRAVES		Metakit 50cc	7	6:19.31	64.06	54.09	7 66.56

#### Fastest Lap

62	RM		Ian COWLES		Yamaha 50cc				51.77	6 69.54
----	----	--	------------	--	-------------	--	--	--	-------	---------

Amended To Correct Event Designation

Qualification Speeds : Class CM1 = 64.94 MPH Class RM = 61.08 MPH Class FR = 67.98 MPH

Start Time : 14:33

Tonfanau

26 May 19 16:06

Clerk of Course : Lee Heeson

Time Issued :

Chief Timekeeper : Graham Marshall

THESE RESULTS REMAIN PROVISIONAL FOR A MINIMUM OF 30 MINUTES FROM THE TIME OF ISSUE

# Classic Machines 125cc -250cc Single cylinder

## LAP TIMES - Race 9 - Events 2 & 10

<b>2</b>	<b>Andrew JONES</b>									
<b>Lap</b>	<b>1</b>	<b>2</b>	<b>3</b>	<b>4</b>	<b>5</b>	<b>6</b>	<b>7</b>	<b>8</b>	<b>9</b>	<b>10</b>
1	37.76	46.72	46.27	46.71	47.71	48.50	47.07	48.62		
<b>5</b>	<b>David BRASIER</b>									
<b>Lap</b>	<b>1</b>	<b>2</b>	<b>3</b>	<b>4</b>	<b>5</b>	<b>6</b>	<b>7</b>	<b>8</b>	<b>9</b>	<b>10</b>
1	46.86	52.33	50.72	51.35	51.57	50.68	51.32	50.99		
<b>8</b>	<b>Chris BLACKBURN</b>									
<b>Lap</b>	<b>1</b>	<b>2</b>	<b>3</b>	<b>4</b>	<b>5</b>	<b>6</b>	<b>7</b>	<b>8</b>	<b>9</b>	<b>10</b>
1	52.65	55.05	56.15	55.53	54.95	55.22	54.29			
<b>21</b>	<b>Allen RANDALL</b>									
<b>Lap</b>	<b>1</b>	<b>2</b>	<b>3</b>	<b>4</b>	<b>5</b>	<b>6</b>	<b>7</b>	<b>8</b>	<b>9</b>	<b>10</b>
1	49.68	56.39	56.65	55.45	55.73	56.81	55.14			
<b>22</b>	<b>Stephen GRAVES</b>									
<b>Lap</b>	<b>1</b>	<b>2</b>	<b>3</b>	<b>4</b>	<b>5</b>	<b>6</b>	<b>7</b>	<b>8</b>	<b>9</b>	<b>10</b>
1	47.82	55.69	55.69	55.29	55.31	55.42	54.09			
<b>27</b>	<b>Stuart MEASURES</b>									
<b>Lap</b>	<b>1</b>	<b>2</b>	<b>3</b>	<b>4</b>	<b>5</b>	<b>6</b>	<b>7</b>	<b>8</b>	<b>9</b>	<b>10</b>
1	48.08	55.83	55.53	55.46	55.51	55.26	55.02			
<b>28</b>	<b>Caron ROBERTS</b>									
<b>Lap</b>	<b>1</b>	<b>2</b>	<b>3</b>	<b>4</b>	<b>5</b>	<b>6</b>	<b>7</b>	<b>8</b>	<b>9</b>	<b>10</b>
1	39.96	50.79	50.42	51.09	50.64	50.20	49.94	49.91		
<b>29</b>	<b>Ben MEASURES</b>									
<b>Lap</b>	<b>1</b>	<b>2</b>	<b>3</b>	<b>4</b>	<b>5</b>	<b>6</b>	<b>7</b>	<b>8</b>	<b>9</b>	<b>10</b>
1	45.14	54.89	54.17	55.03	54.76	54.97	55.33			
<b>41</b>	<b>Hudson KENNAUGH</b>									
<b>Lap</b>	<b>1</b>	<b>2</b>	<b>3</b>	<b>4</b>	<b>5</b>	<b>6</b>	<b>7</b>	<b>8</b>	<b>9</b>	<b>10</b>
1	44.37	53.08	51.42	50.79	50.88	50.61	50.31	50.93		
<b>43</b>	<b>Bruce MCGEOGHEGAN</b>									
<b>Lap</b>	<b>1</b>	<b>2</b>	<b>3</b>	<b>4</b>	<b>5</b>	<b>6</b>	<b>7</b>	<b>8</b>	<b>9</b>	<b>10</b>
1	40.21	49.90	49.25	49.21	49.33	49.36	49.36	50.05		
<b>51</b>	<b>Graham DICKINSON</b>									
<b>Lap</b>	<b>1</b>	<b>2</b>	<b>3</b>	<b>4</b>	<b>5</b>	<b>6</b>	<b>7</b>	<b>8</b>	<b>9</b>	<b>10</b>
1	46.76	55.60	55.40	56.30	55.71	55.28	54.56			
<b>57</b>	<b>Sarah MEASURES</b>									
<b>Lap</b>	<b>1</b>	<b>2</b>	<b>3</b>	<b>4</b>	<b>5</b>	<b>6</b>	<b>7</b>	<b>8</b>	<b>9</b>	<b>10</b>
1	44.49	53.84	52.25	51.72	52.61	53.28				
<b>62</b>	<b>Ian COWLES</b>									
<b>Lap</b>	<b>1</b>	<b>2</b>	<b>3</b>	<b>4</b>	<b>5</b>	<b>6</b>	<b>7</b>	<b>8</b>	<b>9</b>	<b>10</b>
1	44.25	53.32	51.80	51.95	53.39	51.77	52.00	52.63		

---

**79 David THORP**

<b>Lap</b>	<b>1</b>	<b>2</b>	<b>3</b>	<b>4</b>	<b>5</b>	<b>6</b>	<b>7</b>	<b>8</b>	<b>9</b>	<b>10</b>
1	44.52	51.28	50.72	50.91	50.67	51.37	50.86	49.59		

---

**80 Rhys FORREST**

<b>Lap</b>	<b>1</b>	<b>2</b>	<b>3</b>	<b>4</b>	<b>5</b>	<b>6</b>	<b>7</b>	<b>8</b>	<b>9</b>	<b>10</b>
1	42.66	53.15	52.60	52.62	53.71	52.65	52.54	51.70		

# Lap Chart

## Classic Machines 125cc -250cc Single cylinder - Race 9 - Events 2 & 10

Lap 1		Lap 2		Lap 3		Lap 4		Lap 5		Lap 6		Lap 7		Lap 8		Lap 9		Lap 10	
No	Time	No	Time	No	Time	No	Time	No	Time	No	Time	No	Time	No	Time	No	Time	No	Time
2	37.76	2	1:24.48	2	2:10.75	2	2:57.46	2	3:45.17	2	4:33.67	2	5:20.74	2	6:09.36				
28	39.96	43	1:30.11	43	2:19.36	43	3:08.57	43	3:57.90	21	4:33.90 *1	51	5:25.05 *1	29	6:14.29 *1				
43	40.21	28	1:30.75	28	2:21.17	28	3:12.26	28	4:02.90	8	4:34.33 *1	22	5:25.22 *1	22	6:19.31 *1				
80	42.66	79	1:35.80	79	2:26.52	79	3:17.43	79	4:08.10	43	4:47.26	27	5:25.67 *1	51	6:19.61 *1				
62	44.25	80	1:35.81	80	2:28.41	41	3:19.66	41	4:10.54	28	4:53.10	8	5:29.55 *1	27	6:20.69 *1				
41	44.37	41	1:37.45	41	2:28.87	80	3:21.03	5	4:12.83	79	4:59.47	21	5:30.71 *1	8	6:23.84 *1				
57	44.49	62	1:37.57	62	2:29.37	5	3:21.26	62	4:14.71	41	5:01.15	43	5:36.62	21	6:25.85 *1				
79	44.52	57	1:38.33	5	2:29.91	62	3:21.32	80	4:14.74	5	5:03.51	28	5:43.04	43	6:26.67				
29	45.14	5	1:39.19	57	2:30.58	57	3:22.30	57	4:14.91	62	5:06.48	79	5:50.33	28	6:32.95				
51	46.76	29	1:40.03	29	2:34.20	29	3:29.23	29	4:23.99	80	5:07.39	41	5:51.46	79	6:39.92				
5	46.86	51	1:42.36	51	2:37.76	51	3:34.06	51	4:29.77	57	5:08.19	5	5:54.83	41	6:42.39				
22	47.82	22	1:43.51	22	2:39.20	22	3:34.49	22	4:29.80	29	5:18.96	62	5:58.48	5	6:45.82				
27	48.08	27	1:43.91	27	2:39.44	27	3:34.90	27	4:30.41			80	5:59.93	62	6:51.11				
21	49.68	21	1:46.07	21	2:42.72	21	3:38.17							80	6:51.63				
8	52.65	8	1:47.70	8	2:43.85	8	3:39.38												



Crewe & South Cheshire m/c Road Racing



# TONFANAU

Sunday 26 May 2019

Sponsored by North East Controls Tel 0191 2171800

## 450cc-1100cc Open

### Race 10 - Events 3

Pl	No	Cl	Name	CC	Machine	Laps	Time	Behind	MPH	Best Lap on	MPH
1	34	OP	Chris MORT		Honda CBR 600cc	8	4:54.31		94.80	37.13	5 96.96
2	7	OP	Grant GASKELL		Kawasaki ZX6R 600cc	8	5:01.44	7.13	92.56	37.86	5 95.09
3	13	OP	Jason WILKES		Kawasaki ZX6R 600cc	8	5:01.47	7.16	92.55	38.08	3 94.54
4	84	OP	James EVANS		Yamaha R6 600cc	8	5:02.61	8.30	92.20	37.91	5 94.96
5	4	OP	William BURCHELL		Suzuki GSXR 1000cc	8	5:13.90	19.59	88.88	39.47	6 91.21
6	9	OP	Stuart HALL		Yamaha R6 600cc	8	5:18.83	24.52	87.51	40.25	3 89.44
7	89	OP	Aaron MATTHEWS		Ducati 1299 1285cc	8	5:19.35	25.04	87.36	39.76	3 90.54
8	19	OP	Gerallt ELLIS		Honda 1000cc	8	5:31.59	37.28	84.14	40.71	7 88.43
9	27	OP	Chris BAILEY		Suzuki 1000cc	8	5:35.79	41.48	83.09	42.46	5 84.79
10	3	OP	Rob TAYLOR		Suzuki SV 650cc	7	4:54.58	1 Lap	82.49	41.88	7 85.96
11	33	OP	Matthew STEPHENSON		Kawasaki 600cc	7	4:56.09	1 Lap	82.07	42.42	6 84.87
12	49	OP	Leslie MASON		Kawasaki ZX10R 998cc	7	5:00.10	1 Lap	80.97	43.49	4 82.78
13	16	OP	David WILLIAMS		Kawasaki 600cc	7	5:00.63	1 Lap	80.83	43.44	3 82.87
14	78	OP	Michael WILKINSON		Suzuki SV 650cc	7	5:18.80	1 Lap	76.22	45.91	3 78.41
15	6	OP	Neil STENNER		Yamaha R6 600cc	6	5:18.90	2 Laps	64.91	53.91	2 66.78

#### Fastest Lap

34	OP	Chris MORT	Honda CBR 600cc	37.13	5	96.96
----	----	------------	-----------------	-------	---	-------

Qualification Speed : Class OP = 85.32 MPH

Start Time : 14:45

Tonfanau

26 May 19 14:54


Clerk of Course : Lee Heeson

Time Issued :


Chief Timekeeper : Graham Marshall

THESE RESULTS REMAIN PROVISIONAL FOR A MINIMUM OF 30 MINUTES FROM THE TIME OF ISSUE





# RACE GRID




## 450cc-1100cc Open

### Race 10 - Events 3

ROW 6	18	17	<b>5</b> P16 Gareth THOMAS 16
ROW 5	<b>6</b> P15 Neil STENNER 15	<b>78</b> P14 Michael WILKINSON 14	<b>19</b> P13 Gerallt ELLIS 13
ROW 4	<b>27</b> P12 Chris BAILEY 12	<b>3</b> P11 Rob TAYLOR 11	<b>49</b> P10 Leslie MASON 10
ROW 3	<b>16</b> P9 David WILLIAMS 9	<b>33</b> P8 Matthew STEPHENSON 8	<b>89</b> P7 Aaron MATTHEWS 7
ROW 2	<b>4</b> P6 William BURCHELL 6	<b>9</b> P5 Stuart HALL 5	<b>84</b> P4 James EVANS 4
ROW 1	<b>7</b> P3 Grant GASKELL 3	<b>13</b> P2 Jason WILKES 2	<b>34</b> P1 Chris MORT 1

**POLE**



# 450cc-1100cc Open

## LAP TIMES - Race 10 - Events 3

<b>3</b>	<b>Rob TAYLOR</b>										
	<b>Lap</b>	<b>1</b>	<b>2</b>	<b>3</b>	<b>4</b>	<b>5</b>	<b>6</b>	<b>7</b>	<b>8</b>	<b>9</b>	<b>10</b>
	1	36.36	43.86	43.02	44.20	42.64	42.62	41.88			
<b>4</b>	<b>William BURCHELL</b>										
	<b>Lap</b>	<b>1</b>	<b>2</b>	<b>3</b>	<b>4</b>	<b>5</b>	<b>6</b>	<b>7</b>	<b>8</b>	<b>9</b>	<b>10</b>
	1	32.95	40.51	40.29	39.57	39.79	39.47	39.88	41.44		
<b>6</b>	<b>Neil STENNER</b>										
	<b>Lap</b>	<b>1</b>	<b>2</b>	<b>3</b>	<b>4</b>	<b>5</b>	<b>6</b>	<b>7</b>	<b>8</b>	<b>9</b>	<b>10</b>
	1	42.57	53.91	56.52	55.29	55.86	54.75				
<b>7</b>	<b>Grant GASKELL</b>										
	<b>Lap</b>	<b>1</b>	<b>2</b>	<b>3</b>	<b>4</b>	<b>5</b>	<b>6</b>	<b>7</b>	<b>8</b>	<b>9</b>	<b>10</b>
	1	32.06	39.27	38.14	38.60	37.86	37.86	39.19	38.46		
<b>9</b>	<b>Stuart HALL</b>										
	<b>Lap</b>	<b>1</b>	<b>2</b>	<b>3</b>	<b>4</b>	<b>5</b>	<b>6</b>	<b>7</b>	<b>8</b>	<b>9</b>	<b>10</b>
	1	33.57	40.87	40.25	40.70	40.57	41.07	40.66	41.14		
<b>13</b>	<b>Jason WILKES</b>										
	<b>Lap</b>	<b>1</b>	<b>2</b>	<b>3</b>	<b>4</b>	<b>5</b>	<b>6</b>	<b>7</b>	<b>8</b>	<b>9</b>	<b>10</b>
	1	31.57	38.10	38.08	38.54	38.18	39.10	38.78	39.12		
<b>16</b>	<b>David WILLIAMS</b>										
	<b>Lap</b>	<b>1</b>	<b>2</b>	<b>3</b>	<b>4</b>	<b>5</b>	<b>6</b>	<b>7</b>	<b>8</b>	<b>9</b>	<b>10</b>
	1	35.84	43.63	43.44	43.96	43.92	46.11	43.73			
<b>19</b>	<b>Gerallt ELLIS</b>										
	<b>Lap</b>	<b>1</b>	<b>2</b>	<b>3</b>	<b>4</b>	<b>5</b>	<b>6</b>	<b>7</b>	<b>8</b>	<b>9</b>	<b>10</b>
	1	37.54	43.93	42.38	41.49	42.59	42.19	40.71	40.76		
<b>27</b>	<b>Chris BAILEY</b>										
	<b>Lap</b>	<b>1</b>	<b>2</b>	<b>3</b>	<b>4</b>	<b>5</b>	<b>6</b>	<b>7</b>	<b>8</b>	<b>9</b>	<b>10</b>
	1	35.58	42.85	43.86	42.86	42.46	42.47	42.99	42.72		
<b>33</b>	<b>Matthew STEPHENSON</b>										
	<b>Lap</b>	<b>1</b>	<b>2</b>	<b>3</b>	<b>4</b>	<b>5</b>	<b>6</b>	<b>7</b>	<b>8</b>	<b>9</b>	<b>10</b>
	1	36.86	43.82	43.61	43.93	42.73	42.42	42.72			
<b>34</b>	<b>Chris MORT</b>										
	<b>Lap</b>	<b>1</b>	<b>2</b>	<b>3</b>	<b>4</b>	<b>5</b>	<b>6</b>	<b>7</b>	<b>8</b>	<b>9</b>	<b>10</b>
	1	30.23	37.86	37.59	37.77	37.13	37.53	38.34	37.86		
<b>49</b>	<b>Leslie MASON</b>										
	<b>Lap</b>	<b>1</b>	<b>2</b>	<b>3</b>	<b>4</b>	<b>5</b>	<b>6</b>	<b>7</b>	<b>8</b>	<b>9</b>	<b>10</b>
	1	37.02	44.04	43.89	43.49	44.02	43.72	43.92			
<b>78</b>	<b>Michael WILKINSON</b>										
	<b>Lap</b>	<b>1</b>	<b>2</b>	<b>3</b>	<b>4</b>	<b>5</b>	<b>6</b>	<b>7</b>	<b>8</b>	<b>9</b>	<b>10</b>
	1	39.19	46.18	45.91	47.28	47.47	46.26	46.51			

---

**84 James EVANS**

<b>Lap</b>	<b>1</b>	<b>2</b>	<b>3</b>	<b>4</b>	<b>5</b>	<b>6</b>	<b>7</b>	<b>8</b>	<b>9</b>	<b>10</b>
1	32.50	39.31	38.32	38.50	37.91	39.00	38.83	38.24		

---

**89 Aaron MATTHEWS**

<b>Lap</b>	<b>1</b>	<b>2</b>	<b>3</b>	<b>4</b>	<b>5</b>	<b>6</b>	<b>7</b>	<b>8</b>	<b>9</b>	<b>10</b>
1	34.48	41.02	39.76	40.64	41.07	40.77	40.46	41.15		

# Lap Chart

## 450cc-1100cc Open - Race 10 - Events 3

Lap 1		Lap 2		Lap 3		Lap 4		Lap 5		Lap 6		Lap 7		Lap 8		Lap 9		Lap 10	
No	Time	No	Time	No	Time	No	Time	No	Time	No	Time	No	Time	No	Time	No	Time	No	Time
34	30.23	34	1:08.09	34	1:45.68	34	2:23.45	34	3:00.58	34	3:38.11	34	4:16.45	34	4:54.31				
13	31.57	13	1:09.67	13	1:47.75	13	2:26.29	13	3:04.47	13	3:43.57	16	4:16.90 *1	3	4:54.58 *1				
7	32.06	7	1:11.33	7	1:49.47	7	2:28.07	7	3:05.93	7	3:43.79	13	4:22.35	33	4:56.09 *1				
84	32.50	84	1:11.81	84	1:50.13	84	2:28.63	84	3:06.54	84	3:45.54	7	4:22.98	49	5:00.10 *1				
4	32.95	4	1:13.46	4	1:53.75	6	2:33.00 *1	4	3:13.11	78	3:46.03 *1	6	4:24.15 *2	16	5:00.63 *1				
9	33.57	9	1:14.44	9	1:54.69	4	2:33.32	9	3:15.96	4	3:52.58	84	4:24.37	7	5:01.44				
89	34.48	89	1:15.50	89	1:55.26	9	2:35.39	89	3:16.97	9	3:57.03	78	4:32.29 *1	13	5:01.47				
27	35.58	27	1:18.43	27	2:02.29	89	2:35.90	27	3:27.61	89	3:57.74	4	4:32.46	84	5:02.61				
16	35.84	16	1:19.47	16	2:02.91	27	2:45.15	19	3:27.93	27	4:10.08	9	4:37.69	4	5:13.90				
3	36.36	3	1:20.22	3	2:03.24	19	2:45.34	6	3:28.29 *1	19	4:10.12	89	4:38.20	78	5:18.80 *1				
33	36.86	33	1:20.68	19	2:03.85	16	2:46.87	3	3:30.08	3	4:12.70	19	4:50.83	9	5:18.83				
49	37.02	49	1:21.06	33	2:04.29	3	2:47.44	16	3:30.79	33	4:13.37	27	4:53.07	6	5:18.90 *2				
19	37.54	19	1:21.47	49	2:04.95	33	2:48.22	33	3:30.95	49	4:16.18			89	5:19.35				
78	39.19	78	1:25.37	78	2:11.28	49	2:48.44	49	3:32.46					19	5:31.59				
6	42.57	6	1:36.48			78	2:58.56							27	5:35.79				



Crewe & South Cheshire m/c Road Racing



# TONFANAU

Sunday 26 May 2019

Sponsored by Q B Homes Tel. 01606 46645

**Classic machines 250cc, 251cc - 500cc & over 501cc**

**Race 11 - Events 2 & 4**

Pl	No	Cl	Name	CC	Machine	Laps	Time	Behind	MPH	Best Lap on	MPH
1	27	CM4	Paul JOHNSON		Triumph Rob North 750c	8	5:46.70		80.47	43.66	6 82.46
2	32	CM4	Mick CROMPTON		BSA 750cc	8	5:46.86	0.16	80.44	43.77	4 82.25
3	4	CM3	Adrian DAY		Honda K4 350cc	8	6:09.43	22.73	75.52	46.50	8 77.42
4	57	CM3	Sarah MEASURES		Yamaha SR 498cc	8	6:10.12	23.42	75.38	46.64	7 77.19
5	19	CM2	Geoff HADWIN		Suzuki 247cc	8	6:17.57	30.87	73.89	47.92	6 75.13
6	88	CM3	Paul HEALEY		Honda K4 350cc	7	5:48.90	1 Lap	69.65	50.61	2 71.13
7	3	CM3	Rob JONES		Honda 350cc	7	5:53.56	1 Lap	68.73	50.44	5 71.37
8	80		Rhys FORREST		Aprilia 125cc	7	5:58.16	1 Lap	67.85	52.01	3 69.22
9	42	CM2	Rob KNIGHT		BSK Racing Yamaha 249	7	6:40.84	1 Lap	60.62	47.48	4 75.82

Fastest Lap

27	CM4	Paul JOHNSON	Triumph Rob North 750c	43.66	6	82.46
----	-----	--------------	------------------------	-------	---	-------

Qualification Speeds : Class CM2 = 66.5 MPH Class CM3 = 67.97 MPH Class CM4 = 72.43 MPH

Start Time : 14:55

Tonfanau


26 May 19 15:06

Clerk of Course : Lee Heeson


Time Issued :

Chief Timekeeper : Graham Marshall

THESE RESULTS REMAIN PROVISIONAL FOR A MINIMUM OF 30 MINUTES FROM THE TIME OF ISSUE



# RACE GRID




## Classic machines 250cc, 251cc - 500cc & over 501cc

### Race 11 - Events 2 & 4

ROW 4	12	11	<b>51</b> P10 Graham DICKINSON 10
ROW 3	<b>80</b> P9 Rhys FORREST 9	<b>88</b> P8 Paul HEALEY 8	<b>3</b> P7 Rob JONES 7
ROW 2	<b>42</b> P6 Rob KNIGHT 6	<b>19</b> P5 Geoff HADWIN 5	<b>57</b> P4 Sarah MEASURES 4
ROW 1	<b>4</b> P3 Adrian DAY 3	<b>32</b> P2 Mick CROMPTON 2	<b>27</b> P1 Paul JOHNSON 1

**POLE**





Crewe & South Cheshire m/c Road Racing



# TONFANAU

Sunday 26 May 2019

Sponsored by Q B Homes Tel. 01606 46645

## Race 11 - Classic machines 250cc, 251cc - 500cc & over 501cc

### Classic machines 250cc

PI	No	Cl	Name	CC	Machine	Laps	Time	MPH	Best Lap on	MPH
1	19	CM2	Geoff HADWIN		Suzuki 247cc	8	6:17.57	73.89	47.92	6 75.13
2	42	CM2	Rob KNIGHT		BSK Racing Yamaha 249	7	6:40.84	60.62	47.48	4 75.82

#### Fastest Lap

42 CM2 Rob KNIGHT BSK Racing Yamaha 249 47.48 4 75.82

### Classic machines 251cc - 500cc

PI	No	Cl	Name	CC	Machine	Laps	Time	MPH	Best Lap on	MPH
1	4	CM3	Adrian DAY		Honda K4 350cc	8	6:09.43	75.52	46.50	8 77.42
2	57	CM3	Sarah MEASURES		Yamaha SR 498cc	8	6:10.12	75.38	46.64	7 77.19
3	88	CM3	Paul HEALEY		Honda K4 350cc	7	5:48.90	69.65	50.61	2 71.13
4	3	CM3	Rob JONES		Honda 350cc	7	5:53.56	68.73	50.44	5 71.37

#### Fastest Lap

4 CM3 Adrian DAY Honda K4 350cc 46.50 8 77.42

### Classics Over 501cc

PI	No	Cl	Name	CC	Machine	Laps	Time	MPH	Best Lap on	MPH
1	27	CM4	Paul JOHNSON		Triumph Rob North 750c	8	5:46.70	80.47	43.66	6 82.46
2	32	CM4	Mick CROMPTON		BSA 750cc	8	5:46.86	80.44	43.77	4 82.25

#### Fastest Lap

27 CM4 Paul JOHNSON Triumph Rob North 750c 43.66 6 82.46

Qualification Speeds : Class CM2 = 66.5 MPH Class CM3 = 67.97 MPH Class CM4 = 72.43 MPH

Start Time : 14:55

Tonfanau

26 May 19 15:06

Clerk of Course : Lee Heeson

Time Issued :

Chief Timekeeper : Graham Marshall

THESE RESULTS REMAIN PROVISIONAL FOR A MINIMUM OF 30 MINUTES FROM THE TIME OF ISSUE

# Classic machines 250cc, 251cc - 500cc & over 501cc

## LAP TIMES - Race 11 - Events 2 & 4

<b>3</b>	<b>Rob JONES</b>										
	<b>Lap</b>	<b>1</b>	<b>2</b>	<b>3</b>	<b>4</b>	<b>5</b>	<b>6</b>	<b>7</b>	<b>8</b>	<b>9</b>	<b>10</b>
	1	41.85	53.68	52.07	52.41	50.44	51.95	51.16			
<b>4</b>	<b>Adrian DAY</b>										
	<b>Lap</b>	<b>1</b>	<b>2</b>	<b>3</b>	<b>4</b>	<b>5</b>	<b>6</b>	<b>7</b>	<b>8</b>	<b>9</b>	<b>10</b>
	1	38.23	47.41	47.28	48.13	47.90	47.19	46.79	46.50		
<b>19</b>	<b>Geoff HADWIN</b>										
	<b>Lap</b>	<b>1</b>	<b>2</b>	<b>3</b>	<b>4</b>	<b>5</b>	<b>6</b>	<b>7</b>	<b>8</b>	<b>9</b>	<b>10</b>
	1	37.74	48.29	48.36	48.88	48.36	47.92	48.90	49.12		
<b>27</b>	<b>Paul JOHNSON</b>										
	<b>Lap</b>	<b>1</b>	<b>2</b>	<b>3</b>	<b>4</b>	<b>5</b>	<b>6</b>	<b>7</b>	<b>8</b>	<b>9</b>	<b>10</b>
	1	34.74	44.48	43.93	44.97	44.20	43.66	44.90	45.82		
<b>32</b>	<b>Mick CROMPTON</b>										
	<b>Lap</b>	<b>1</b>	<b>2</b>	<b>3</b>	<b>4</b>	<b>5</b>	<b>6</b>	<b>7</b>	<b>8</b>	<b>9</b>	<b>10</b>
	1	35.46	44.40	44.77	43.77	44.64	43.95	44.98	44.89		
<b>42</b>	<b>Rob KNIGHT</b>										
	<b>Lap</b>	<b>1</b>	<b>2</b>	<b>3</b>	<b>4</b>	<b>5</b>	<b>6</b>	<b>7</b>	<b>8</b>	<b>9</b>	<b>10</b>
	1	38.88	49.09	47.92	47.48	48.23	1:54.24	55.00			
<b>57</b>	<b>Sarah MEASURES</b>										
	<b>Lap</b>	<b>1</b>	<b>2</b>	<b>3</b>	<b>4</b>	<b>5</b>	<b>6</b>	<b>7</b>	<b>8</b>	<b>9</b>	<b>10</b>
	1	38.65	49.00	46.89	47.18	47.49	47.45	46.64	46.82		
<b>80</b>	<b>Rhys FORREST</b>										
	<b>Lap</b>	<b>1</b>	<b>2</b>	<b>3</b>	<b>4</b>	<b>5</b>	<b>6</b>	<b>7</b>	<b>8</b>	<b>9</b>	<b>10</b>
	1	42.60	52.47	52.01	53.12	52.38	53.15	52.43			
<b>88</b>	<b>Paul HEALEY</b>										
	<b>Lap</b>	<b>1</b>	<b>2</b>	<b>3</b>	<b>4</b>	<b>5</b>	<b>6</b>	<b>7</b>	<b>8</b>	<b>9</b>	<b>10</b>
	1	42.64	50.61	51.09	50.67	51.42	51.15	51.32			



# Lap Chart

## Classic machines 250cc, 251cc - 500cc & over 501cc - Race 11 - Events 2 & 4

Lap 1		Lap 2		Lap 3		Lap 4		Lap 5		Lap 6		Lap 7		Lap 8		Lap 9		Lap 10		
No	Time	No	Time	No	Time	No	Time	No	Time	No	Time	No	Time	No	Time	No	Time	No	Time	
27	34.74	27	1:19.22	27	2:03.15	27	2:48.12	27	3:32.32	27	4:15.98	27	5:00.88	27	5:46.70					
32	35.46	32	1:19.86	32	2:04.63	32	2:48.40	32	3:33.04	32	4:16.99	32	5:01.97	32	5:46.86					
19	37.74	4	1:25.64	4	2:12.92	4	3:01.05	4	3:48.95	4	4:36.14	3	5:02.40 *1	88	5:48.90 *1					
4	38.23	19	1:26.03	19	2:14.39	57	3:01.72	57	3:49.21	57	4:36.66	80	5:05.73 *1	3	5:53.56 *1					
57	38.65	57	1:27.65	57	2:14.54	19	3:03.27	42	3:51.60	19	4:39.55	4	5:22.93	80	5:58.16 *1					
42	38.88	42	1:27.97	42	2:15.89	42	3:03.37	19	3:51.63	88	4:57.58	57	5:23.30	4	6:09.43					
3	41.85	88	1:33.25	88	2:24.34	88	3:15.01	88	4:06.43			19	5:28.45	57	6:10.12					
80	42.60	80	1:35.07	80	2:27.08	3	3:20.01	3	4:10.45			42	5:45.84 *1	19	6:17.57					
88	42.64	3	1:35.53	3	2:27.60	80	3:20.20	80	4:12.58					42	6:40.84 *1					



Crewe & South Cheshire m/c Road Racing



# TONFANAU

Sunday 26 May 2019

*Sponsored by Sponsor Needed*

**Forgotten Era Machines 251cc - 500cc & over 501cc**

**Race 12 - Events 5 & 6**

Pl	No	Cl	Name	CC	Machine	Laps	Time	Behind	MPH	Best Lap on	MPH
1	68	FE2	John PRICE		Kawasaki ZXR 400cc	8	5:16.40		88.18	40.22	4 89.51
2	80	FE3	Mike CARTER		Honda RVF 750cc	8	5:19.77	3.37	87.25	39.96	8 90.09
3	64	FE3	Paul STONES		Yamaha FZR 1000cc	8	5:20.39	3.99	87.08	40.57	5 88.74
4	40	FE3	Paul MYLER		Yamaha EXUP 1000cc	8	5:26.60	10.20	85.43	41.34	3 87.08
5	7	FE2	Tony GRIFFITHS		Kawasaki ZXR 400cc	8	5:27.22	10.82	85.26	41.13	3 87.53
6	18	FE2	Phil MILLARD		Kawasaki 400cc	8	5:28.33	11.93	84.98	41.42	8 86.91
7	5	FE2	Wayne COLLINS		Kawasaki ZXR 400cc	8	5:33.20	16.80	83.73	42.15	5 85.41
8	28	FE1	Caron ROBERTS		TZ Yamaha 250cc	8	5:41.55	25.15	81.69	43.11	5 83.51
9	30	FE2	Nicholas WARD		CBR 400cc	8	5:46.85	30.45	80.44	43.84	7 82.12
10	9	FE2	Leslie MASON		Kawasaki 399cc	8	5:59.41	43.01	77.63	45.63	4 78.90
11	70	FE1	Dave EDWARDS		CBR Honda 250cc	7	5:28.35	1 Lap	74.01	47.93	6 75.11
12	21	FE2	Andrew GARDINER		Kawasaki ZXR 400cc	7	5:42.82	1 Lap	70.88	49.67	3 72.48

Fastest Lap

80 FE3 Mike CARTER                                  Honda RVF 750cc                                  39.96      8      90.09

Qualification Speeds : Class FE1 = 73.52 MPH Class FE2 = 79.36 MPH Class FE3 = 78.53 MPH

Start Time : 15:06

Tonfanau

26 May 19 15:18

Clerk of Course : Lee Heeson


Time Issued :

Chief Timekeeper : Graham Marshall

THESE RESULTS REMAIN PROVISIONAL FOR A MINIMUM OF 30 MINUTES FROM THE TIME OF ISSUE



# RACE GRID




## Forgotten Era Machines 251cc - 500cc & over 501cc

### Race 12 - Events 5 & 6

ROW 6	18	17	<b>49</b> P16 Steve GAMMON 16
ROW 5	<b>10</b> P15 Anthony NORRIS 15	<b>36</b> P14 Roy CHAPMEN 14	<b>63</b> P13 Rick WHITTAKER 13
ROW 4	<b>21</b> P12 Andrew GARDINER 12	<b>70</b> P11 Dave EDWARDS 11	<b>9</b> P10 Leslie MASON 10
ROW 3	<b>28</b> P9 Caron ROBERTS 9	<b>30</b> P8 Nicholas WARD 8	<b>5</b> P7 Wayne COLLINS 7
ROW 2	<b>7</b> P6 Tony GRIFFITHS 6	<b>18</b> P5 Phil MILLARD 5	<b>40</b> P4 Paul MYLER 4
ROW 1	<b>80</b> P3 Mike CARTER 3	<b>64</b> P2 Paul STONES 2	<b>68</b> P1 John PRICE 1

**POLE**





Crewe & South Cheshire m/c Road Racing



**TONFANAU**

Sunday 26 May 2019

Sponsored by Sponsor Needed

**Race 12 - Forgotten Era Machines 251cc - 500cc & over 501cc**

**F/E up to 250cc**

PI	No	Cl	Name	CC	Machine	Laps	Time	MPH	Best Lap on	MPH
1	28	FE1	Caron ROBERTS		TZ Yamaha 250cc	8	5:41.55	81.69	43.11	5 83.51
2	70	FE1	Dave EDWARDS		CBR Honda 250cc	7	5:28.35	74.01	47.93	6 75.11

Fastest Lap

28 FE1 Caron ROBERTS TZ Yamaha 250cc 43.11 5 83.51

**F/E Machines 251cc-500cc**

PI	No	Cl	Name	CC	Machine	Laps	Time	MPH	Best Lap on	MPH
1	68	FE2	John PRICE		Kawasaki ZXR 400cc	8	5:16.40	88.18	40.22	4 89.51
2	7	FE2	Tony GRIFFITHS		Kawasaki ZXR 400cc	8	5:27.22	85.26	41.13	3 87.53
3	18	FE2	Phil MILLARD		Kawasaki 400cc	8	5:28.33	84.98	41.42	8 86.91
4	5	FE2	Wayne COLLINS		Kawasaki ZXR 400cc	8	5:33.20	83.73	42.15	5 85.41
5	30	FE2	Nicholas WARD		CBR 400cc	8	5:46.85	80.44	43.84	7 82.12
6	9	FE2	Leslie MASON		Kawasaki 399cc	8	5:59.41	77.63	45.63	4 78.90
7	21	FE2	Andrew GARDINER		Kawasaki ZXR 400cc	7	5:42.82	70.88	49.67	3 72.48

Fastest Lap

68 FE2 John PRICE Kawasaki ZXR 400cc 40.22 4 89.51

**Forgotten Era over 501cc**

PI	No	Cl	Name	CC	Machine	Laps	Time	MPH	Best Lap on	MPH
1	80	FE3	Mike CARTER		Honda RVF 750cc	8	5:19.77	87.25	39.96	8 90.09
2	64	FE3	Paul STONES		Yamaha FZR 1000cc	8	5:20.39	87.08	40.57	5 88.74
3	40	FE3	Paul MYLER		Yamaha EXUP 1000cc	8	5:26.60	85.43	41.34	3 87.08

Fastest Lap

80 FE3 Mike CARTER Honda RVF 750cc 39.96 8 90.09

Qualification Speeds : Class FE1 = 73.52 MPH Class FE2 = 79.36 MPH Class FE3 = 78.53 MPH

Start Time : 15:06

Tonfanau

26 May 19 15:18

Clerk of Course : Lee Heeson

Time Issued :

Chief Timekeeper : Graham Marshall

THESE RESULTS REMAIN PROVISIONAL FOR A MINIMUM OF 30 MINUTES FROM THE TIME OF ISSUE

# Forgotten Era Machines 251cc - 500cc & over 501cc

## LAP TIMES - Race 12 - Events 5 & 6

<b>5</b>	<b>Wayne COLLINS</b>										
	<b>Lap</b>	<b>1</b>	<b>2</b>	<b>3</b>	<b>4</b>	<b>5</b>	<b>6</b>	<b>7</b>	<b>8</b>	<b>9</b>	<b>10</b>
	1	35.18	43.19	42.32	42.21	42.15	42.80	42.79	42.56		
<b>7</b>	<b>Tony GRIFFITHS</b>										
	<b>Lap</b>	<b>1</b>	<b>2</b>	<b>3</b>	<b>4</b>	<b>5</b>	<b>6</b>	<b>7</b>	<b>8</b>	<b>9</b>	<b>10</b>
	1	34.38	41.21	41.13	41.67	42.03	41.99	42.44	42.37		
<b>9</b>	<b>Leslie MASON</b>										
	<b>Lap</b>	<b>1</b>	<b>2</b>	<b>3</b>	<b>4</b>	<b>5</b>	<b>6</b>	<b>7</b>	<b>8</b>	<b>9</b>	<b>10</b>
	1	37.95	46.47	45.70	45.63	45.93	45.82	45.97	45.94		
<b>18</b>	<b>Phil MILLARD</b>										
	<b>Lap</b>	<b>1</b>	<b>2</b>	<b>3</b>	<b>4</b>	<b>5</b>	<b>6</b>	<b>7</b>	<b>8</b>	<b>9</b>	<b>10</b>
	1	35.34	41.80	41.99	42.03	41.94	41.79	42.02	41.42		
<b>21</b>	<b>Andrew GARDINER</b>										
	<b>Lap</b>	<b>1</b>	<b>2</b>	<b>3</b>	<b>4</b>	<b>5</b>	<b>6</b>	<b>7</b>	<b>8</b>	<b>9</b>	<b>10</b>
	1	42.05	50.08	49.67	50.46	50.21	50.39	49.96			
<b>28</b>	<b>Caron ROBERTS</b>										
	<b>Lap</b>	<b>1</b>	<b>2</b>	<b>3</b>	<b>4</b>	<b>5</b>	<b>6</b>	<b>7</b>	<b>8</b>	<b>9</b>	<b>10</b>
	1	36.35	44.59	43.91	43.73	43.11	43.11	43.42	43.33		
<b>30</b>	<b>Nicholas WARD</b>										
	<b>Lap</b>	<b>1</b>	<b>2</b>	<b>3</b>	<b>4</b>	<b>5</b>	<b>6</b>	<b>7</b>	<b>8</b>	<b>9</b>	<b>10</b>
	1	36.85	44.33	44.25	44.08	43.86	44.94	43.84	44.70		
<b>40</b>	<b>Paul MYLER</b>										
	<b>Lap</b>	<b>1</b>	<b>2</b>	<b>3</b>	<b>4</b>	<b>5</b>	<b>6</b>	<b>7</b>	<b>8</b>	<b>9</b>	<b>10</b>
	1	34.50	41.63	41.34	41.87	41.80	41.43	41.60	42.43		
<b>64</b>	<b>Paul STONES</b>										
	<b>Lap</b>	<b>1</b>	<b>2</b>	<b>3</b>	<b>4</b>	<b>5</b>	<b>6</b>	<b>7</b>	<b>8</b>	<b>9</b>	<b>10</b>
	1	33.05	41.02	41.37	41.20	40.57	40.84	41.01	41.33		
<b>68</b>	<b>John PRICE</b>										
	<b>Lap</b>	<b>1</b>	<b>2</b>	<b>3</b>	<b>4</b>	<b>5</b>	<b>6</b>	<b>7</b>	<b>8</b>	<b>9</b>	<b>10</b>
	1	32.55	40.69	40.58	40.22	40.60	40.75	40.63	40.38		
<b>70</b>	<b>Dave EDWARDS</b>										
	<b>Lap</b>	<b>1</b>	<b>2</b>	<b>3</b>	<b>4</b>	<b>5</b>	<b>6</b>	<b>7</b>	<b>8</b>	<b>9</b>	<b>10</b>
	1	39.24	48.43	48.45	47.97	48.19	47.93	48.14			
<b>80</b>	<b>Mike CARTER</b>										
	<b>Lap</b>	<b>1</b>	<b>2</b>	<b>3</b>	<b>4</b>	<b>5</b>	<b>6</b>	<b>7</b>	<b>8</b>	<b>9</b>	<b>10</b>
	1	35.54	41.84	40.49	41.12	40.48	40.23	40.11	39.96		

# Lap Chart

## Forgotten Era Machines 251cc - 500cc & over 501cc - Race 12 - Events 5 & 6

Lap 1		Lap 2		Lap 3		Lap 4		Lap 5		Lap 6		Lap 7		Lap 8		Lap 9		Lap 10		
No	Time	No	Time	No	Time	No	Time	No	Time	No	Time	No	Time	No	Time	No	Time	No	Time	
68	32.55	68	1:13.24	68	1:53.82	68	2:34.04	68	3:14.64	68	3:55.39	68	4:36.02	68	5:16.40					
64	33.05	64	1:14.07	64	1:55.44	64	2:36.64	64	3:17.21	64	3:58.05	64	4:39.06	80	5:19.77					
7	34.38	7	1:15.59	7	1:56.72	7	2:38.39	80	3:19.47	80	3:59.70	80	4:39.81	64	5:20.39					
40	34.50	40	1:16.13	40	1:57.47	80	2:38.99	7	3:20.42	7	4:02.41	70	4:40.21 *1	40	5:26.60					
5	35.18	18	1:17.14	80	1:57.87	40	2:39.34	40	3:21.14	21	4:02.47 *1	40	4:44.17	7	5:27.22					
18	35.34	80	1:17.38	18	1:59.13	18	2:41.16	18	3:23.10	40	4:02.57	7	4:44.85	18	5:28.33					
80	35.54	5	1:18.37	5	2:00.69	5	2:42.90	5	3:25.05	18	4:04.89	18	4:46.91	70	5:28.35 *1					
28	36.35	28	1:20.94	28	2:04.85	28	2:48.58	28	3:31.69	5	4:07.85	5	4:50.64	5	5:33.20					
30	36.85	30	1:21.18	30	2:05.43	30	2:49.51	30	3:33.37	28	4:14.80	21	4:52.86 *1	28	5:41.55					
9	37.95	9	1:24.42	9	2:10.12	9	2:55.75	9	3:41.68	30	4:18.31	28	4:58.22	21	5:42.82 *1					
70	39.24	70	1:27.67	70	2:16.12	70	3:04.09	70	3:52.28	9	4:27.50	30	5:02.15	30	5:46.85					
21	42.05	21	1:32.13	21	2:21.80	21	3:12.26					9	5:13.47	9	5:59.41					



Crewe & South Cheshire m/c Road Racing



# TONFANAU

Sunday 26 May 2019

*Sponsored by Sponsor Needed*

**Minitwins & Steel Frame 600cc**

**Race 13 - Events 9 & 11**

Pl	No	Cl	Name	CC	Machine	Laps	Time	Behind	MPH	Best Lap on	MPH
1	5	SF	Martin CLARE		Honda CBR 600cc	8	5:10.41		89.88	39.02	5 92.26
2	17	MT	Martin ROBBINS		Suzuki SV 650cc	8	5:20.81	10.40	86.97	40.73	3 88.39
3	3	MT	Rob TAYLOR		Suzuki SV 650cc	8	5:23.46	13.05	86.25	41.06	2 87.68
4	29	SF	Dean EPHGRAVE		Honda CBR 600cc	8	5:26.33	15.92	85.50	40.92	6 87.98
5	6	MT	Darren RAYBOULD		Suzuki SV 650cc	8	5:29.93	19.52	84.56	41.32	3 87.12
6	57	SF	Chris EDWARDS		Honda 600cc	8	5:42.90	32.49	81.36	42.95	7 83.82
7	78	MT	Michael WILKINSON		Suzuki SV 650cc	8	5:55.24	44.83	78.54	44.71	2 80.52
8	16	MT	Simon NEVETT		Suzuki SV 650cc	8	5:56.24	45.83	78.32	44.29	6 81.28
9	19	MT	Mike GITTINGS		Suzuki SV 650cc	7	5:20.52	1 Lap	75.81	46.44	5 77.52
10	11	SF	Jon BECK		Honda CBR 600cc	7	5:25.69	1 Lap	74.61	46.57	3 77.30
11	68	SF	Christopher HILL		Honda CBR 600cc	7	5:28.63	1 Lap	73.94	46.69	7 77.10
12	35	MT	Ross WILLIAMS		Suzuki SV 650cc	7	5:56.72	1 Lap	68.12	50.44	5 71.37

Fastest Lap

5 SF Martin CLARE Honda CBR 600cc 39.02 5 92.26

Qualification Speeds : Class MT = 78.27 MPH Class SF = 80.89 MPH

Start Time : 15:15

Tonfanau


26 May 19 15:32

Clerk of Course : Lee Heeson


Time Issued :

Chief Timekeeper : Graham Marshall

THESE RESULTS REMAIN PROVISIONAL FOR A MINIMUM OF 30 MINUTES FROM THE TIME OF ISSUE



# RACE GRID




## Minitwins & Steel Frame 600cc

### Race 13 - Events 9 & 11

ROW 4	<b>35</b> P12 Ross WILLIAMS 12	<b>11</b> P11 Jon BECK 11	<b>68</b> P10 Christopher HILL 10
ROW 3	<b>16</b> P9 Simon NEVETT 9	<b>19</b> P8 Mike GITTINGS 8	<b>78</b> P7 Michael WILKINSON 7
ROW 2	<b>57</b> P6 Chris EDWARDS 6	<b>29</b> P5 Dean EPHGRAVE 5	<b>6</b> P4 Darren RAYBOULD 4
ROW 1	<b>3</b> P3 Rob TAYLOR 3	<b>17</b> P2 Martin ROBBINS 2	<b>5</b> P1 Martin CLARE 1

**POLE**







Crewe & South Cheshire m/c Road Racing



# TONFANAU

Sunday 26 May 2019

Sponsored by Sponsor Needed

## Race 13 - Minitwins & Steel Frame 600cc

### Minitwins

PI	No	Cl	Name	CC	Machine	Laps	Time	MPH	Best Lap on	MPH
1	17	MT	Martin ROBBINS		Suzuki SV 650cc	8	5:20.81	86.97	40.73	3 88.39
2	3	MT	Rob TAYLOR		Suzuki SV 650cc	8	5:23.46	86.25	41.06	2 87.68
3	6	MT	Darren RAYBOULD		Suzuki SV 650cc	8	5:29.93	84.56	41.32	3 87.12
4	78	MT	Michael WILKINSON		Suzuki SV 650cc	8	5:55.24	78.54	44.71	2 80.52
5	16	MT	Simon NEVETT		Suzuki SV 650cc	8	5:56.24	78.32	44.29	6 81.28
6	19	MT	Mike GITTINGS		Suzuki SV 650cc	7	5:20.52	75.81	46.44	5 77.52
7	35	MT	Ross WILLIAMS		Suzuki SV 650cc	7	5:56.72	68.12	50.44	5 71.37

#### Fastest Lap

17 MT Martin ROBBINS Suzuki SV 650cc 40.73 3 88.39

### 600cc Steel Frame

PI	No	Cl	Name	CC	Machine	Laps	Time	MPH	Best Lap on	MPH
1	5	SF	Martin CLARE		Honda CBR 600cc	8	5:10.41	89.88	39.02	5 92.26
2	29	SF	Dean EPHGRAVE		Honda CBR 600cc	8	5:26.33	85.50	40.92	6 87.98
3	57	SF	Chris EDWARDS		Honda 600cc	8	5:42.90	81.36	42.95	7 83.82
4	11	SF	Jon BECK		Honda CBR 600cc	7	5:25.69	74.61	46.57	3 77.30
5	68	SF	Christopher HILL		Honda CBR 600cc	7	5:28.63	73.94	46.69	7 77.10

#### Fastest Lap

5 SF Martin CLARE Honda CBR 600cc 39.02 5 92.26

Qualification Speeds : Class MT = 78.27 MPH Class SF = 80.89 MPH

Start Time : 15:15

Tonfanau

26 May 19 15:33

Clerk of Course : Lee Heeson

Time Issued :

Chief Timekeeper : Graham Marshall

THESE RESULTS REMAIN PROVISIONAL FOR A MINIMUM OF 30 MINUTES FROM THE TIME OF ISSUE

# Minitwins & Steel Frame 600cc

## LAP TIMES - Race 13 - Events 9 & 11

<b>3</b>	<b>Rob TAYLOR</b>										
	<b>Lap</b>	<b>1</b>	<b>2</b>	<b>3</b>	<b>4</b>	<b>5</b>	<b>6</b>	<b>7</b>	<b>8</b>	<b>9</b>	<b>10</b>
	1	34.11	41.06	41.08	41.11	41.95	41.21	41.52	41.42		
<b>5</b>	<b>Martin CLARE</b>										
	<b>Lap</b>	<b>1</b>	<b>2</b>	<b>3</b>	<b>4</b>	<b>5</b>	<b>6</b>	<b>7</b>	<b>8</b>	<b>9</b>	<b>10</b>
	1	33.11	40.35	39.49	39.07	39.02	39.55	39.47	40.35		
<b>6</b>	<b>Darren RAYBOULD</b>										
	<b>Lap</b>	<b>1</b>	<b>2</b>	<b>3</b>	<b>4</b>	<b>5</b>	<b>6</b>	<b>7</b>	<b>8</b>	<b>9</b>	<b>10</b>
	1	35.56	42.40	41.32	42.55	42.18	41.66	41.91	42.35		
<b>11</b>	<b>Jon BECK</b>										
	<b>Lap</b>	<b>1</b>	<b>2</b>	<b>3</b>	<b>4</b>	<b>5</b>	<b>6</b>	<b>7</b>	<b>8</b>	<b>9</b>	<b>10</b>
	1	40.71	48.86	46.57	46.96	47.51	47.53	47.55			
<b>16</b>	<b>Simon NEVETT</b>										
	<b>Lap</b>	<b>1</b>	<b>2</b>	<b>3</b>	<b>4</b>	<b>5</b>	<b>6</b>	<b>7</b>	<b>8</b>	<b>9</b>	<b>10</b>
	1	39.74	45.72	45.04	45.31	45.13	44.29	44.62	46.39		
<b>17</b>	<b>Martin ROBBINS</b>										
	<b>Lap</b>	<b>1</b>	<b>2</b>	<b>3</b>	<b>4</b>	<b>5</b>	<b>6</b>	<b>7</b>	<b>8</b>	<b>9</b>	<b>10</b>
	1	32.85	41.71	40.73	40.76	40.86	40.98	41.37	41.55		
<b>19</b>	<b>Mike GITTINGS</b>										
	<b>Lap</b>	<b>1</b>	<b>2</b>	<b>3</b>	<b>4</b>	<b>5</b>	<b>6</b>	<b>7</b>	<b>8</b>	<b>9</b>	<b>10</b>
	1	39.23	47.05	46.46	47.35	46.44	47.02	46.97			
<b>29</b>	<b>Dean EPHGRAVE</b>										
	<b>Lap</b>	<b>1</b>	<b>2</b>	<b>3</b>	<b>4</b>	<b>5</b>	<b>6</b>	<b>7</b>	<b>8</b>	<b>9</b>	<b>10</b>
	1	35.79	43.07	41.08	41.28	41.42	40.92	40.92	41.85		
<b>35</b>	<b>Ross WILLIAMS</b>										
	<b>Lap</b>	<b>1</b>	<b>2</b>	<b>3</b>	<b>4</b>	<b>5</b>	<b>6</b>	<b>7</b>	<b>8</b>	<b>9</b>	<b>10</b>
	1	45.71	52.98	53.66	51.67	50.44	51.21	51.05			
<b>57</b>	<b>Chris EDWARDS</b>										
	<b>Lap</b>	<b>1</b>	<b>2</b>	<b>3</b>	<b>4</b>	<b>5</b>	<b>6</b>	<b>7</b>	<b>8</b>	<b>9</b>	<b>10</b>
	1	37.15	44.82	44.88	43.18	43.57	43.20	42.95	43.15		
<b>68</b>	<b>Christopher HILL</b>										
	<b>Lap</b>	<b>1</b>	<b>2</b>	<b>3</b>	<b>4</b>	<b>5</b>	<b>6</b>	<b>7</b>	<b>8</b>	<b>9</b>	<b>10</b>
	1	41.00	49.12	48.01	47.52	48.92	47.37	46.69			
<b>78</b>	<b>Michael WILKINSON</b>										
	<b>Lap</b>	<b>1</b>	<b>2</b>	<b>3</b>	<b>4</b>	<b>5</b>	<b>6</b>	<b>7</b>	<b>8</b>	<b>9</b>	<b>10</b>
	1	37.02	44.71	45.16	45.72	45.52	44.93	45.49	46.69		

# Lap Chart

## Minitwins & Steel Frame 600cc - Race 13 - Events 9 & 11

Lap 1		Lap 2		Lap 3		Lap 4		Lap 5		Lap 6		Lap 7		Lap 8		Lap 9		Lap 10	
No	Time	No	Time	No	Time	No	Time	No	Time	No	Time	No	Time	No	Time	No	Time	No	Time
17	32.85	5	1:13.46	5	1:52.95	5	2:32.02	5	3:11.04	5	3:50.59	5	4:30.06	5	5:10.41				
5	33.11	17	1:14.56	17	1:55.29	35	2:32.35 *1	17	3:16.91	11	3:50.61 *1	19	4:33.55 *1	19	5:20.52 *1				
3	34.11	3	1:15.17	3	1:56.25	17	2:36.05	3	3:19.31	68	3:54.57 *1	11	4:38.14 *1	17	5:20.81				
6	35.56	6	1:17.96	6	1:59.28	3	2:37.36	29	3:22.64	17	3:57.89	17	4:39.26	3	5:23.46				
29	35.79	29	1:18.86	29	1:59.94	29	2:41.22	6	3:24.01	3	4:00.52	68	4:41.94 *1	11	5:25.69 *1				
78	37.02	78	1:21.73	57	2:06.85	6	2:41.83	35	3:24.02 *1	29	4:03.56	3	4:42.04	29	5:26.33				
57	37.15	57	1:21.97	78	2:06.89	57	2:50.03	57	3:33.60	6	4:05.67	29	4:44.48	68	5:28.63 *1				
19	39.23	16	1:25.46	16	2:10.50	78	2:52.61	78	3:38.13	35	4:14.46 *1	6	4:47.58	6	5:29.93				
16	39.74	19	1:26.28	19	2:12.74	16	2:55.81	16	3:40.94	57	4:16.80	57	4:59.75	57	5:42.90				
11	40.71	11	1:29.57	11	2:16.14	19	3:00.09	19	3:46.53	78	4:23.06	35	5:05.67 *1	78	5:55.24				
68	41.00	68	1:30.12	68	2:18.13	11	3:03.10			16	4:25.23	78	5:08.55	16	5:56.24				
35	45.71	35	1:38.69			68	3:05.65					16	5:09.85	35	5:56.72 *1				



Crewe & South Cheshire m/c Road Racing



# TONFANAU

Sunday 26 May 2019

Sponsored by Brian Glover

## Sidecars F1& F11

### Race 14 - Events 7

Pl	No	Cl	Name	CC	Machine	Laps	Time	Behind	MPH	Best Lap on	MPH
1	89	SC	HAUXWELL / TAYLOR		LCR Suzuki 600cc	8	5:27.04		85.31	41.54	3 86.66
2	25	SC	JONES / KNIGHT		Yamaha 350cc	8	5:53.82	26.78	78.85	44.59	2 80.74
3	84	SC	GRIFFITHS / ROBBINS		Colin Jacobs 600cc	8	6:01.23	34.19	77.24	45.14	8 79.75
4	16	SC	LONGSHAW / SALLEH		Ireson Yamaha 600cc	8	6:03.27	36.23	76.80	45.31	7 79.45
5	36	SC	WALFORD / GREENWOD		Baker Thundercat 600cc	8	6:11.22	44.18	75.16	45.91	2 78.41
6	50	SC	TAPKEN / EDWARDS		BMW Classic 980cc	7	6:22.38	1 Lap	63.55	54.25	3 66.36

#### Fastest Lap

89	SC	HAUXWELL / TAYLOR	LCR Suzuki 600cc	41.54	3	86.66
----	----	-------------------	------------------	-------	---	-------

Qualification Speed : Class SC = 76.78 MPH

Start Time : 15:26

Tonfanau


26 May 19 15:40

Clerk of Course : Lee Heeson


Time Issued :

Chief Timekeeper : Graham Marshall

THESE RESULTS REMAIN PROVISIONAL FOR A MINIMUM OF 30 MINUTES FROM THE TIME OF ISSUE



# RACE GRID



## Sidecars F1& F11

### Race 14 - Events 7

ROW 4	<b>1</b> - WILSON / BLU.J.MOSS	<b>50</b> P7 TAPKEN / EDWARDS
ROW 3	<b>36</b> P6 WALFORD / GREENWO	<b>16</b> P5 LONGSHAW / SALLEH
ROW 2	<b>25</b> P4 JONES / KNIGHT	<b>84</b> P3 GRIFFITHS / ROBBINS
ROW 1	<b>48</b> P2 BERRY / BRADLEY	<b>89</b> P1 HAUXWELL / TAYLOR
<b>POLE</b>		

# Sidecars F1& F11

## LAP TIMES - Race 14 - Events 7

---

**16 LONGSHAW / SALLEH**

Lap	1	2	3	4	5	6	7	8	9	10
1	38.84	46.29	45.58	46.80	46.15	47.71	45.31	46.59		

---

**25 JONES / KNIGHT**

Lap	1	2	3	4	5	6	7	8	9	10
1	35.98	44.59	45.25	44.81	45.48	45.57	45.53	46.61		

---

**36 WALFORD / GREENWOD**

Lap	1	2	3	4	5	6	7	8	9	10
1	40.16	45.91	45.98	46.67	47.78	48.69	48.01	48.02		

---

**50 TAPKEN / EDWARDS**

Lap	1	2	3	4	5	6	7	8	9	10
1	45.88	54.44	54.25	56.86	57.21	56.85	56.89			

---

**84 GRIFFITHS / ROBBINS**

Lap	1	2	3	4	5	6	7	8	9	10
1	37.48	45.88	46.25	46.97	46.77	47.23	45.51	45.14		

---

**89 HAUXWELL / TAYLOR**

Lap	1	2	3	4	5	6	7	8	9	10
1	32.94	41.83	41.54	42.02	42.11	42.17	42.22	42.21		

# Lap Chart

## Sidecars F1& F11 - Race 14 - Events 7

Lap 1		Lap 2		Lap 3		Lap 4		Lap 5		Lap 6		Lap 7		Lap 8		Lap 9		Lap 10	
No	Time	No	Time	No	Time	No	Time	No	Time	No	Time	No	Time	No	Time	No	Time	No	Time
89	32.94	89	1:14.77	89	1:56.31	89	2:38.33	89	3:20.44	89	4:02.61	89	4:44.83	89	5:27.04				
25	35.98	25	1:20.57	25	2:05.82	25	2:50.63	50	3:31.43 *1	25	4:21.68	25	5:07.21	25	5:53.82				
84	37.48	84	1:23.36	84	2:09.61	84	2:56.58	25	3:36.11	50	4:28.64 *1	84	5:16.09	84	6:01.23				
16	38.84	16	1:25.13	16	2:10.71	16	2:57.51	84	3:43.35	84	4:30.58	16	5:16.68	16	6:03.27				
36	40.16	36	1:26.07	36	2:12.05	36	2:58.72	16	3:43.66	16	4:31.37	36	5:23.20	36	6:11.22				
50	45.88	50	1:40.32	50	2:34.57			36	3:46.50	36	4:35.19	50	5:25.49 *1	50	6:22.38 *1				



Crewe & South Cheshire m/c Road Racing



# TONFANAU

Sunday 26 May 2019

Sponsored by Timekeepers - Steve & Ellen Gregory Tel 01942 375019

## 400cc Super Sports & 250cc GP

### Race 15 - Events 1 & 8

Pl	No	Cl	Name	CC	Machine	Laps	Time	Behind	MPH	Best Lap on	MPH
1	68	SS	John PRICE		Kawasaki ZXR 400cc	8	5:15.17		88.52	40.04	5 89.91
2	7	SS	Tony GRIFFITHS		Kawasaki ZXR 400cc	8	5:20.63	5.46	87.02	40.61	4 88.65
3	5	SS	Wayne COLLINS		Kawasaki ZXR 400cc	8	5:31.68	16.51	84.12	42.01	2 85.69
4	28	SS	Andrew JONES		Honda RVF NC30 400cc	8	5:34.18	19.01	83.49	42.29	6 85.13
5	48	SS	Paul ODLUM		Kawasaki ZXR 400cc	8	5:35.62	20.45	83.13	42.43	6 84.85
6	30	SS	Nicholas WARD		Honda CBR 400cc	8	5:44.37	29.20	81.02	43.42	3 82.91
7	21	SS	Andrew GARDINER		Kawasaki ZXR 400cc	7	5:42.99	1 Lap	70.85	49.61	7 72.57

#### Fastest Lap

68	SS	John PRICE	Kawasaki ZXR 400cc	40.04	5	89.91
----	----	------------	--------------------	-------	---	-------

Qualification Speed : Class SS = 79.67 MPH

Start Time : 15:38

Tonfanau

26 May 19 15:47


Clerk of Course : Lee Heeson

Time Issued :


Chief Timekeeper : Graham Marshall

THESE RESULTS REMAIN PROVISIONAL FOR A MINIMUM OF 30 MINUTES FROM THE TIME OF ISSUE





# RACE GRID




## 400cc Super Sports & 250cc GP

### Race 15 - Events 1 & 8

ROW 3	<div style="border: 1px solid black; width: 100%; height: 100%; display: flex; align-items: center; justify-content: center;">9</div>	<div style="border: 1px solid black; width: 100%; height: 100%; display: flex; align-items: center; justify-content: center;">8</div>	<div style="border: 1px solid black; width: 100%; height: 100%; display: flex; align-items: center; justify-content: center;"><b>21</b> P7 Andrew GARDINER 7</div>
ROW 2	<div style="border: 1px solid black; width: 100%; height: 100%; display: flex; align-items: center; justify-content: center;"><b>30</b> P6 Nicholas WARD 6</div>	<div style="border: 1px solid black; width: 100%; height: 100%; display: flex; align-items: center; justify-content: center;"><b>28</b> P5 Andrew JONES 5</div>	<div style="border: 1px solid black; width: 100%; height: 100%; display: flex; align-items: center; justify-content: center;"><b>48</b> P4 Paul ODLUM 4</div>
ROW 1	<div style="border: 1px solid black; width: 100%; height: 100%; display: flex; align-items: center; justify-content: center;"><b>5</b> P3 Wayne COLLINS 3</div>	<div style="border: 1px solid black; width: 100%; height: 100%; display: flex; align-items: center; justify-content: center;"><b>68</b> P2 John PRICE 2</div>	<div style="border: 1px solid black; width: 100%; height: 100%; display: flex; align-items: center; justify-content: center;"><b>7</b> P1 Tony GRIFFITHS 1</div>

**POLE**



# 400cc Super Sports & 250cc GP

## LAP TIMES - Race 15 - Events 1 & 8

---

<b>5</b>	<b>Wayne COLLINS</b>									
<b>Lap</b>	<b>1</b>	<b>2</b>	<b>3</b>	<b>4</b>	<b>5</b>	<b>6</b>	<b>7</b>	<b>8</b>	<b>9</b>	<b>10</b>
1	33.78	42.01	42.23	42.26	42.57	43.19	43.14	42.50		

---

<b>7</b>	<b>Tony GRIFFITHS</b>									
<b>Lap</b>	<b>1</b>	<b>2</b>	<b>3</b>	<b>4</b>	<b>5</b>	<b>6</b>	<b>7</b>	<b>8</b>	<b>9</b>	<b>10</b>
1	33.25	41.34	40.81	40.61	40.77	41.66	40.95	41.24		

---

<b>21</b>	<b>Andrew GARDINER</b>									
<b>Lap</b>	<b>1</b>	<b>2</b>	<b>3</b>	<b>4</b>	<b>5</b>	<b>6</b>	<b>7</b>	<b>8</b>	<b>9</b>	<b>10</b>
1	41.83	50.54	49.98	50.03	50.43	50.57	49.61			

---

<b>28</b>	<b>Andrew JONES</b>									
<b>Lap</b>	<b>1</b>	<b>2</b>	<b>3</b>	<b>4</b>	<b>5</b>	<b>6</b>	<b>7</b>	<b>8</b>	<b>9</b>	<b>10</b>
1	34.71	43.04	42.89	42.77	42.56	42.29	43.10	42.82		

---

<b>30</b>	<b>Nicholas WARD</b>									
<b>Lap</b>	<b>1</b>	<b>2</b>	<b>3</b>	<b>4</b>	<b>5</b>	<b>6</b>	<b>7</b>	<b>8</b>	<b>9</b>	<b>10</b>
1	35.80	43.68	43.42	44.37	43.74	43.96	44.37	45.03		

---

<b>48</b>	<b>Paul ODLUM</b>									
<b>Lap</b>	<b>1</b>	<b>2</b>	<b>3</b>	<b>4</b>	<b>5</b>	<b>6</b>	<b>7</b>	<b>8</b>	<b>9</b>	<b>10</b>
1	35.02	43.28	43.06	42.46	42.76	42.43	43.46	43.15		

---

<b>68</b>	<b>John PRICE</b>									
<b>Lap</b>	<b>1</b>	<b>2</b>	<b>3</b>	<b>4</b>	<b>5</b>	<b>6</b>	<b>7</b>	<b>8</b>	<b>9</b>	<b>10</b>
1	32.66	40.12	40.20	40.20	40.04	40.16	40.32	41.47		

---

# Lap Chart

## 400cc Super Sports & 250cc GP - Race 15 - Events 1 & 8

Lap 1		Lap 2		Lap 3		Lap 4		Lap 5		Lap 6		Lap 7		Lap 8		Lap 9		Lap 10	
No	Time	No	Time	No	Time	No	Time	No	Time	No	Time	No	Time	No	Time	No	Time	No	Time
68	32.66	68	1:12.78	68	1:52.98	68	2:33.18	68	3:13.22	68	3:53.38	68	4:33.70	68	5:15.17				
7	33.25	7	1:14.59	7	1:55.40	7	2:36.01	7	3:16.78	7	3:58.44	7	4:39.39	7	5:20.63				
5	33.78	5	1:15.79	5	1:58.02	5	2:40.28	5	3:22.85	21	4:02.81 *1	5	4:49.18	5	5:31.68				
28	34.71	28	1:17.75	28	2:00.64	28	2:43.41	28	3:25.97	5	4:06.04	28	4:51.36	28	5:34.18				
48	35.02	48	1:18.30	48	2:01.36	48	2:43.82	48	3:26.58	28	4:08.26	48	4:52.47	48	5:35.62				
30	35.80	30	1:19.48	30	2:02.90	30	2:47.27	30	3:31.01	48	4:09.01	21	4:53.38 *1	21	5:42.99 *1				
21	41.83	21	1:32.37	21	2:22.35	21	3:12.38			30	4:14.97	30	4:59.34	30	5:44.37				



Crewe & South Cheshire m/c Road Racing



# TONFANAU

Sunday 26 May 2019

Sponsored by Dr D Church

## Classic Machines 125cc -250cc Single cylinder

### Race 16 - Events 2 & 10 Amended

Pl	No	Cl	Name	CC	Machine	Laps	Time	Behind	MPH	Best Lap on	MPH
1	2	FR	Andrew JONES		Honda RS 125cc	8	6:10.74		75.25	45.70	2 78.77
2	28	CM1	Caron ROBERTS		Bultaco 250cc	8	6:24.58	13.84	72.55	48.87	8 73.66
3	79	CM1	David THORP		Ducati 249cc	8	6:28.03	17.29	71.90	48.80	5 73.77
4	43	CM1	Bruce MCGEOGHEGAN		Ossa 250cc	8	6:28.18	17.44	71.87	48.05	7 74.92
5	41	FR	Hudson KENNAUGH		Honda CBR 125cc	8	6:34.05	23.31	70.80	49.65	5 72.51
6	5	CM1	David BRASIER		Ducati Daytona 250cc	8	6:43.13	32.39	69.21	50.08	5 71.88
7	80		Rhys FORREST		Aprilia 125cc	8	6:43.73	32.99	69.11	51.03	3 70.55
8	57	CM1	Sarah MEASURES		Greeves Sports 197cc	8	6:45.68	34.94	68.77	50.90	7 70.73
9	62	RM	Ian COWLES		Yamaha 50cc	8	6:46.85	36.11	68.58	51.23	5 70.27
10	22	RM	Stephen GRAVES		Metrakit 50cc	7	6:10.39	1 Lap	65.61	53.04	6 67.87
11	29	CM1	Ben MEASURES		Honda CGR 125cc	7	6:11.11	1 Lap	65.48	53.69	3 67.05
12	8	CM1	Chris BLACKBURN		Ducati 250cc	7	6:15.10	1 Lap	64.78	53.84	7 66.86
13	51	CM1	Graham DICKINSON		Ducati 247cc	7	6:15.11	1 Lap	64.78	54.12	4 66.52
14	21	CM1	Allen RANDALL		Ducati Mk 3 249cc	7	6:15.47	1 Lap	64.72	53.75	7 66.98
15	27	CM1	Stuart MEASURES		Royal Enfield 249cc	7	6:20.51	1 Lap	63.86	54.74	6 65.77

#### Fastest Lap

2	FR	Andrew JONES	Honda RS 125cc	45.70	2	78.77
---	----	--------------	----------------	-------	---	-------

Amended to Classify No 2

Qualification Speeds : Class CM1 = 65.29 MPH Class RM = 61.72 MPH Class FR = 67.73 MPH

Start Time : 15:49

Tonfanau

26 May 19 16:29

Clerk of Course : Lee Heeson


Time Issued :

Chief Timekeeper : Graham Marshall

THESE RESULTS REMAIN PROVISIONAL FOR A MINIMUM OF 30 MINUTES FROM THE TIME OF ISSUE



# RACE GRID




## Classic Machines 125cc -250cc Single cylinder

### Race 16 - Events 2 & 10

ROW 5	<b>57</b> P15 Sarah MEASURES 15	<b>21</b> P14 Allen RANDALL 14	<b>8</b> P13 Chris BLACKBURN 13
ROW 4	<b>27</b> P12 Stuart MEASURES 12	<b>51</b> P11 Graham DICKINSON 11	<b>22</b> P10 Stephen GRAVES 10
ROW 3	<b>29</b> P9 Ben MEASURES 9	<b>80</b> P8 Rhys FORREST 8	<b>62</b> P7 Ian COWLES 7
ROW 2	<b>5</b> P6 David BRASIER 6	<b>41</b> P5 Hudson KENNAUGH 5	<b>79</b> P4 David THORP 4
ROW 1	<b>28</b> P3 Caron ROBERTS 3	<b>43</b> P2 Bruce MCGEOGHEGAN 2	<b>2</b> P1 Andrew JONES 1

**POLE**





Crewe & South Cheshire m/c Road Racing



# TONFANAU

Sunday 26 May 2019

Sponsored by Dr D Church

## Race 16 - Classic Machines 125cc -250cc Single cylinder

### AMENDED

#### Classic Machines 125cc /250cc single cylinders

PI	No	CI	Name	CC	Machine	Laps	Time	MPH	Best Lap on	MPH
1	28	CM1	Caron ROBERTS		Bultaco 250cc	8	6:24.58	72.55	48.87	8 73.66
2	79	CM1	David THORP		Ducati 249cc	8	6:28.03	71.90	48.80	5 73.77
3	43	CM1	Bruce MCGEOGHEGAN		Ossa 250cc	8	6:28.18	71.87	48.05	7 74.92
4	5	CM1	David BRASIER		Ducati Daytona 250cc	8	6:43.13	69.21	50.08	5 71.88
5	57	CM1	Sarah MEASURES		Greeves Sports 197cc	8	6:45.68	68.77	50.90	7 70.73
6	29	CM1	Ben MEASURES		Honda CGR 125cc	7	6:11.11	65.48	53.69	3 67.05
7	8	CM1	Chris BLACKBURN		Ducati 250cc	7	6:15.10	64.78	53.84	7 66.86
8	51	CM1	Graham DICKINSON		Ducati 247cc	7	6:15.11	64.78	54.12	4 66.52
9	21	CM1	Allen RANDALL		Ducati Mk 3 249cc	7	6:15.47	64.72	53.75	7 66.98
10	27	CM1	Stuart MEASURES		Royal Enfield 249cc	7	6:20.51	63.86	54.74	6 65.77

#### Fastest Lap

43 CM1 Bruce MCGEOGHEGAN Ossa 250cc 48.05 7 74.92

PI	No	CI	Name	CC	Machine	Laps	Time	MPH	Best Lap on	MPH
1	2	FR	Andrew JONES		Honda RS 125cc	8	6:10.74	75.25	45.70	2 78.77
2	41	FR	Hudson KENNAUGH		Honda CBR 125cc	8	6:34.05	70.80	49.65	5 72.51

#### Fastest Lap

2 FR Andrew JONES Honda RS 125cc 45.70 2 78.77

#### 50cc Racing Machines

PI	No	CI	Name	CC	Machine	Laps	Time	MPH	Best Lap on	MPH
1	62	RM	Ian COWLES		Yamaha 50cc	8	6:46.85	68.58	51.23	5 70.27
2	22	RM	Stephen GRAVES		Metakit 50cc	7	6:10.39	65.61	53.04	6 67.87

#### Fastest Lap

62 RM Ian COWLES Yamaha 50cc 51.23 5 70.27

Amended to Classify No 2

Qualification Speeds : Class CM1 = 65.29 MPH Class RM = 61.72 MPH Class FR = 67.73 MPH

Start Time : 15:49

Tonfanau

26 May 19 16:29

Clerk of Course : Lee Heeson

Time Issued :

Chief Timekeeper : Graham Marshall

THESE RESULTS REMAIN PROVISIONAL FOR A MINIMUM OF 30 MINUTES FROM THE TIME OF ISSUE

# Classic Machines 125cc -250cc Single cylinder

## LAP TIMES - Race 16 - Events 2 & 10

<b>2</b>	<b>Andrew JONES</b>									
<b>Lap</b>	<b>1</b>	<b>2</b>	<b>3</b>	<b>4</b>	<b>5</b>	<b>6</b>	<b>7</b>	<b>8</b>	<b>9</b>	<b>10</b>
1	36.95	45.70	45.97	55.28	46.22	46.36	46.80	47.46		
<b>5</b>	<b>David BRASIER</b>									
<b>Lap</b>	<b>1</b>	<b>2</b>	<b>3</b>	<b>4</b>	<b>5</b>	<b>6</b>	<b>7</b>	<b>8</b>	<b>9</b>	<b>10</b>
1	43.44	51.72	51.29	51.03	50.08	52.29	52.60	50.68		
<b>8</b>	<b>Chris BLACKBURN</b>									
<b>Lap</b>	<b>1</b>	<b>2</b>	<b>3</b>	<b>4</b>	<b>5</b>	<b>6</b>	<b>7</b>	<b>8</b>	<b>9</b>	<b>10</b>
1	46.17	55.85	55.33	54.15	54.28	55.48	53.84			
<b>21</b>	<b>Allen RANDALL</b>									
<b>Lap</b>	<b>1</b>	<b>2</b>	<b>3</b>	<b>4</b>	<b>5</b>	<b>6</b>	<b>7</b>	<b>8</b>	<b>9</b>	<b>10</b>
1	47.98	56.64	53.87	54.16	54.44	54.63	53.75			
<b>22</b>	<b>Stephen GRAVES</b>									
<b>Lap</b>	<b>1</b>	<b>2</b>	<b>3</b>	<b>4</b>	<b>5</b>	<b>6</b>	<b>7</b>	<b>8</b>	<b>9</b>	<b>10</b>
1	46.80	55.86	53.96	53.93	53.28	53.04	53.52			
<b>27</b>	<b>Stuart MEASURES</b>									
<b>Lap</b>	<b>1</b>	<b>2</b>	<b>3</b>	<b>4</b>	<b>5</b>	<b>6</b>	<b>7</b>	<b>8</b>	<b>9</b>	<b>10</b>
1	47.84	55.61	55.78	55.90	54.77	54.74	55.87			
<b>28</b>	<b>Caron ROBERTS</b>									
<b>Lap</b>	<b>1</b>	<b>2</b>	<b>3</b>	<b>4</b>	<b>5</b>	<b>6</b>	<b>7</b>	<b>8</b>	<b>9</b>	<b>10</b>
1	39.62	49.44	49.38	49.50	49.49	49.24	49.04	48.87		
<b>29</b>	<b>Ben MEASURES</b>									
<b>Lap</b>	<b>1</b>	<b>2</b>	<b>3</b>	<b>4</b>	<b>5</b>	<b>6</b>	<b>7</b>	<b>8</b>	<b>9</b>	<b>10</b>
1	45.92	54.71	53.69	54.52	54.27	53.92	54.08			
<b>41</b>	<b>Hudson KENNAUGH</b>									
<b>Lap</b>	<b>1</b>	<b>2</b>	<b>3</b>	<b>4</b>	<b>5</b>	<b>6</b>	<b>7</b>	<b>8</b>	<b>9</b>	<b>10</b>
1	42.91	50.98	50.51	50.31	49.65	49.65	49.91	50.13		
<b>43</b>	<b>Bruce MCGEOGHEGAN</b>									
<b>Lap</b>	<b>1</b>	<b>2</b>	<b>3</b>	<b>4</b>	<b>5</b>	<b>6</b>	<b>7</b>	<b>8</b>	<b>9</b>	<b>10</b>
1	45.77	50.64	49.41	48.84	48.60	48.58	48.05	48.29		
<b>51</b>	<b>Graham DICKINSON</b>									
<b>Lap</b>	<b>1</b>	<b>2</b>	<b>3</b>	<b>4</b>	<b>5</b>	<b>6</b>	<b>7</b>	<b>8</b>	<b>9</b>	<b>10</b>
1	45.32	55.92	54.40	54.12	55.70	54.97	54.68			
<b>57</b>	<b>Sarah MEASURES</b>									
<b>Lap</b>	<b>1</b>	<b>2</b>	<b>3</b>	<b>4</b>	<b>5</b>	<b>6</b>	<b>7</b>	<b>8</b>	<b>9</b>	<b>10</b>
1	45.20	52.19	51.48	51.23	51.51	51.87	50.90	51.30		
<b>62</b>	<b>Ian COWLES</b>									
<b>Lap</b>	<b>1</b>	<b>2</b>	<b>3</b>	<b>4</b>	<b>5</b>	<b>6</b>	<b>7</b>	<b>8</b>	<b>9</b>	<b>10</b>
1	43.60	52.71	51.66	51.71	51.23	52.61	51.87	51.46		

---

<b>79</b>	<b>David THORP</b>										
	<b>Lap</b>	<b>1</b>	<b>2</b>	<b>3</b>	<b>4</b>	<b>5</b>	<b>6</b>	<b>7</b>	<b>8</b>	<b>9</b>	<b>10</b>
	1	41.76	50.52	49.48	49.55	48.80	49.44	49.12	49.36		

---

<b>80</b>	<b>Rhys FORREST</b>										
	<b>Lap</b>	<b>1</b>	<b>2</b>	<b>3</b>	<b>4</b>	<b>5</b>	<b>6</b>	<b>7</b>	<b>8</b>	<b>9</b>	<b>10</b>
	1	43.22	51.62	51.03	51.60	51.40	51.84	51.71	51.31		



# Lap Chart

## Classic Machines 125cc -250cc Single cylinder - Race 16 - Events 2 & 10

Lap 1		Lap 2		Lap 3		Lap 4		Lap 5		Lap 6		Lap 7		Lap 8		Lap 9		Lap 10	
No	Time	No	Time	No	Time	No	Time	No	Time	No	Time	No	Time	No	Time	No	Time	No	Time
2	36.95	2	1:22.65	2	2:08.62	2	3:03.90	2	3:50.12	2	4:36.48	2	5:23.28	2	6:10.74				
28	39.62	28	1:29.06	28	2:18.44	28	3:07.94	28	3:57.43	28	4:46.67	27	5:24.64 *1	29	6:11.11 *1				
79	41.76	79	1:32.28	79	2:21.76	79	3:11.31	79	4:00.11	79	4:49.55	28	5:35.71	8	6:15.10 *1				
41	42.91	41	1:33.89	41	2:24.40	43	3:14.66	43	4:03.26	43	4:51.84	79	5:38.67	51	6:15.11 *1				
80	43.22	80	1:34.84	43	2:25.82	41	3:14.71	41	4:04.36	41	4:54.01	43	5:39.89	21	6:15.47 *1				
5	43.44	5	1:35.16	80	2:25.87	80	3:17.47	5	4:07.56	5	4:59.85	41	5:43.92	27	6:20.51 *1				
62	43.60	62	1:36.31	5	2:26.45	5	3:17.48	80	4:08.87	80	5:00.71	80	5:52.42	28	6:24.58				
57	45.20	43	1:36.41	62	2:27.97	62	3:19.68	62	4:10.91	57	5:03.48	5	5:52.45	79	6:28.03				
51	45.32	57	1:37.39	57	2:28.87	57	3:20.10	57	4:11.61	62	5:03.52	57	5:54.38	43	6:28.18				
43	45.77	29	1:40.63	29	2:34.32	29	3:28.84	29	4:23.11	22	5:16.87	62	5:55.39	41	6:34.05				
29	45.92	51	1:41.24	51	2:35.64	51	3:29.76	22	4:23.83	29	5:17.03	22	6:10.39	5	6:43.13				
8	46.17	8	1:42.02	22	2:36.62	22	3:30.55	51	4:25.46	51	5:20.43			80	6:43.73				
22	46.80	22	1:42.66	8	2:37.35	8	3:31.50	8	4:25.78	8	5:21.26			57	6:45.68				
27	47.84	27	1:43.45	21	2:38.49	21	3:32.65	21	4:27.09	21	5:21.72			62	6:46.85				
21	47.98	21	1:44.62	27	2:39.23	27	3:35.13	27	4:29.90										



Crewe & South Cheshire m/c Road Racing



# TONFANAU

Sunday 26 May 2019

Sponsored by North East Controls Tel 0191 2171800

## 450cc-1100cc Open

### Race 17 - Events 3

Pl	No	Cl	Name	CC	Machine	Laps	Time	Behind	MPH	Best Lap on	MPH
1	34	OP	Chris MORT		Honda CBR 600cc	8	4:53.12		95.18	37.04	3 97.19
2	13	OP	Jason WILKES		Kawasaki ZX6R 600cc	8	4:59.60	6.48	93.12	37.57	3 95.82
3	7	OP	Grant GASKELL		Kawasaki ZX6R 600cc	8	5:01.46	8.34	92.55	37.83	7 95.16
4	84	OP	James EVANS		Yamaha R6 600cc	8	5:07.70	14.58	90.67	37.53	3 95.92
5	4	OP	William BURCHELL		Suzuki GSXR 1000cc	8	5:07.86	14.74	90.63	38.25	3 94.12
6	89	OP	Aaron MATTHEWS		Ducati 1299 1285cc	8	5:16.25	23.13	88.22	39.75	7 90.57
7	19	OP	Gerallt ELLIS		Honda 1000cc	8	5:18.34	25.22	87.64	39.75	3 90.57
8	3	OP	Rob TAYLOR		Suzuki SV 650cc	8	5:30.25	37.13	84.48	40.96	7 87.89
9	33	OP	Matthew STEPHENSON		Kawasaki 600cc	8	5:30.35	37.23	84.46	41.02	7 87.76
10	16	OP	David WILLIAMS		Kawasaki 600cc	7	4:53.90	1 Lap	82.68	42.08	7 85.55
11	27	OP	Chris BAILEY		Suzuki 1000cc	7	4:55.58	1 Lap	82.21	42.45	6 84.81
12	49	OP	Leslie MASON		Kawasaki ZX10R 998cc	7	4:59.94	1 Lap	81.02	42.84	4 84.03
13	6	OP	Neil STENNER		Yamaha R6 600cc	6	5:07.78	2 Laps	67.26	50.99	2 70.60
<b>Not-Classified</b>											
	9	OP	Stuart HALL		Yamaha R6 600cc	4	2:35.52	DNF	86.81	39.87	4 90.29
<b>Fastest Lap</b>											
	34	OP	Chris MORT		Honda CBR 600cc					37.04	3 97.19

Qualification Speed : Class OP = 85.66 MPH

Start Time : 16:00

Tonfanau


26 May 19 16:10

Clerk of Course : Lee Heeson


Time Issued :

Chief Timekeeper : Graham Marshall

THESE RESULTS REMAIN PROVISIONAL FOR A MINIMUM OF 30 MINUTES FROM THE TIME OF ISSUE



# RACE GRID




## 450cc-1100cc Open

### Race 17 - Events 3

ROW 5	<b>6</b> P15 Neil STENNER 15	<b>78</b> P14 Michael WILKINSON 14	<b>16</b> P13 David WILLIAMS 13
ROW 4	<b>49</b> P12 Leslie MASON 12	<b>33</b> P11 Matthew STEPHENSON 11	<b>3</b> P10 Rob TAYLOR 10
ROW 3	<b>27</b> P9 Chris BAILEY 9	<b>19</b> P8 Gerallt ELLIS 8	<b>89</b> P7 Aaron MATTHEWS 7
ROW 2	<b>9</b> P6 Stuart HALL 6	<b>4</b> P5 William BURCHELL 5	<b>84</b> P4 James EVANS 4
ROW 1	<b>13</b> P3 Jason WILKES 3	<b>7</b> P2 Grant GASKELL 2	<b>34</b> P1 Chris MORT 1

**POLE**



# 450cc-1100cc Open

## LAP TIMES - Race 17 - Events 3

<b>3</b>	<b>Rob TAYLOR</b>										
	<b>Lap</b>	<b>1</b>	<b>2</b>	<b>3</b>	<b>4</b>	<b>5</b>	<b>6</b>	<b>7</b>	<b>8</b>	<b>9</b>	<b>10</b>
	1	37.31	41.68	42.70	41.77	42.81	41.96	40.96	41.06		
<b>4</b>	<b>William BURCHELL</b>										
	<b>Lap</b>	<b>1</b>	<b>2</b>	<b>3</b>	<b>4</b>	<b>5</b>	<b>6</b>	<b>7</b>	<b>8</b>	<b>9</b>	<b>10</b>
	1	33.97	38.54	38.25	38.58	39.32	39.97	38.94	40.29		
<b>6</b>	<b>Neil STENNER</b>										
	<b>Lap</b>	<b>1</b>	<b>2</b>	<b>3</b>	<b>4</b>	<b>5</b>	<b>6</b>	<b>7</b>	<b>8</b>	<b>9</b>	<b>10</b>
	1	42.91	50.99	53.37	53.80	54.31	52.40				
<b>7</b>	<b>Grant GASKELL</b>										
	<b>Lap</b>	<b>1</b>	<b>2</b>	<b>3</b>	<b>4</b>	<b>5</b>	<b>6</b>	<b>7</b>	<b>8</b>	<b>9</b>	<b>10</b>
	1	33.09	38.82	38.25	38.16	38.29	38.35	37.83	38.67		
<b>9</b>	<b>Stuart HALL</b>										
	<b>Lap</b>	<b>1</b>	<b>2</b>	<b>3</b>	<b>4</b>	<b>5</b>	<b>6</b>	<b>7</b>	<b>8</b>	<b>9</b>	<b>10</b>
	1	35.39	40.11	40.15	39.87						
<b>13</b>	<b>Jason WILKES</b>										
	<b>Lap</b>	<b>1</b>	<b>2</b>	<b>3</b>	<b>4</b>	<b>5</b>	<b>6</b>	<b>7</b>	<b>8</b>	<b>9</b>	<b>10</b>
	1	33.38	38.29	37.57	37.70	37.80	38.13	38.18	38.55		
<b>16</b>	<b>David WILLIAMS</b>										
	<b>Lap</b>	<b>1</b>	<b>2</b>	<b>3</b>	<b>4</b>	<b>5</b>	<b>6</b>	<b>7</b>	<b>8</b>	<b>9</b>	<b>10</b>
	1	37.81	43.37	42.42	42.30	43.29	42.63	42.08			
<b>19</b>	<b>Gerallt ELLIS</b>										
	<b>Lap</b>	<b>1</b>	<b>2</b>	<b>3</b>	<b>4</b>	<b>5</b>	<b>6</b>	<b>7</b>	<b>8</b>	<b>9</b>	<b>10</b>
	1	35.98	40.36	39.75	40.48	40.98	39.92	40.20	40.67		
<b>27</b>	<b>Chris BAILEY</b>										
	<b>Lap</b>	<b>1</b>	<b>2</b>	<b>3</b>	<b>4</b>	<b>5</b>	<b>6</b>	<b>7</b>	<b>8</b>	<b>9</b>	<b>10</b>
	1	37.76	44.44	43.07	42.51	42.54	42.45	42.81			
<b>33</b>	<b>Matthew STEPHENSON</b>										
	<b>Lap</b>	<b>1</b>	<b>2</b>	<b>3</b>	<b>4</b>	<b>5</b>	<b>6</b>	<b>7</b>	<b>8</b>	<b>9</b>	<b>10</b>
	1	37.99	42.72	41.37	41.60	41.82	42.12	41.02	41.71		
<b>34</b>	<b>Chris MORT</b>										
	<b>Lap</b>	<b>1</b>	<b>2</b>	<b>3</b>	<b>4</b>	<b>5</b>	<b>6</b>	<b>7</b>	<b>8</b>	<b>9</b>	<b>10</b>
	1	30.74	37.17	37.04	37.47	37.21	37.90	37.72	37.87		
<b>49</b>	<b>Leslie MASON</b>										
	<b>Lap</b>	<b>1</b>	<b>2</b>	<b>3</b>	<b>4</b>	<b>5</b>	<b>6</b>	<b>7</b>	<b>8</b>	<b>9</b>	<b>10</b>
	1	38.59	43.67	43.11	42.84	43.08	43.88	44.77			
<b>84</b>	<b>James EVANS</b>										
	<b>Lap</b>	<b>1</b>	<b>2</b>	<b>3</b>	<b>4</b>	<b>5</b>	<b>6</b>	<b>7</b>	<b>8</b>	<b>9</b>	<b>10</b>
	1	39.58	39.77	37.53	38.86	38.10	38.29	37.65	37.92		

---

**89 Aaron MATTHEWS**

<b>Lap</b>	<b>1</b>	<b>2</b>	<b>3</b>	<b>4</b>	<b>5</b>	<b>6</b>	<b>7</b>	<b>8</b>	<b>9</b>	<b>10</b>
1	34.79	40.08	40.33	39.83	40.89	39.97	39.75	40.61		

# Lap Chart

## 450cc-1100cc Open - Race 17 - Events 3

Lap 1		Lap 2		Lap 3		Lap 4		Lap 5		Lap 6		Lap 7		Lap 8		Lap 9		Lap 10		
No	Time	No	Time	No	Time	No	Time	No	Time	No	Time	No	Time	No	Time	No	Time	No	Time	
34	30.74	34	1:07.91	34	1:44.95	34	2:22.42	34	2:59.63	34	3:37.53	34	4:15.25	34	4:53.12					
7	33.09	13	1:11.67	13	1:49.24	13	2:26.94	13	3:04.74	13	3:42.87	6	4:15.38 *2	16	4:53.90 *1					
13	33.38	7	1:11.91	7	1:50.16	6	2:27.27 *1	7	3:06.61	7	3:44.96	13	4:21.05	27	4:55.58 *1					
4	33.97	4	1:12.51	4	1:50.76	7	2:28.32	4	3:08.66	4	3:48.63	7	4:22.79	13	4:59.60					
89	34.79	89	1:14.87	89	1:55.20	4	2:29.34	84	3:13.84	84	3:52.13	4	4:27.57	49	4:59.94 *1					
9	35.39	9	1:15.50	9	1:55.65	89	2:35.03	89	3:15.92	89	3:55.89	84	4:29.78	7	5:01.46					
19	35.98	19	1:16.34	19	1:56.09	9	2:35.52	19	3:17.55	19	3:57.47	89	4:35.64	84	5:07.70					
3	37.31	3	1:18.99	84	1:56.88	84	2:35.74	6	3:21.07 *1	33	4:07.62	19	4:37.67	6	5:07.78 *2					
27	37.76	84	1:19.35	3	2:01.69	19	2:36.57	33	3:25.50	3	4:08.23	33	4:48.64	4	5:07.86					
16	37.81	33	1:20.71	33	2:02.08	3	2:43.46	3	3:26.27	16	4:11.82	3	4:49.19	89	5:16.25					
33	37.99	16	1:21.18	16	2:03.60	33	2:43.68	16	3:29.19	27	4:12.77			19	5:18.34					
49	38.59	27	1:22.20	27	2:05.27	16	2:45.90	27	3:30.32	49	4:15.17			3	5:30.25					
84	39.58	49	1:22.26	49	2:05.37	27	2:47.78	49	3:31.29					33	5:30.35					
6	42.91	6	1:33.90			49	2:48.21													



Crewe & South Cheshire m/c Road Racing



# TONFANAU

Sunday 26 May 2019

Sponsored by Q B Homes Tel. 01606 46645

**Classic machines 250cc, 251cc - 500cc & over 501cc**

**Race 18 - Events 2 & 4**

Pl	No	Cl	Name	CC	Machine	Laps	Time	Behind	MPH	Best Lap on	MPH
1	27	CM4	Paul JOHNSON		Triumph Rob North 750c	8	5:37.83		82.59	42.90	2 83.92
2	32	CM4	Mick CROMPTON		BSA 750cc	8	5:39.03	1.20	82.29	43.00	7 83.72
3	42	CM2	Rob KNIGHT		BSK Racing Yamaha 249	8	6:10.68	32.85	75.27	46.68	5 77.12
4	19	CM2	Geoff HADWIN		Suzuki 247cc	8	6:12.54	34.71	74.89	47.52	4 75.76
5	57	CM3	Sarah MEASURES		Yamaha SR 498cc	8	6:16.23	38.40	74.16	47.45	6 75.87
6	88	CM3	Paul HEALEY		Honda K4 350cc	7	5:49.10	1 Lap	69.61	50.48	2 71.32
7	80		Rhys FORREST		Aprilia 125cc	7	6:00.97	1 Lap	67.32	52.16	2 69.02
<b>Not-Classified</b>											
	4	CM3	Adrian DAY		Honda K4 350cc	4	3:08.37	DNF	71.67	47.78	2 75.35
<b>Fastest Lap</b>											
	27	CM4	Paul JOHNSON		Triumph Rob North 750c					42.90	2 83.92

Qualification Speeds : Class CM2 = 67.74 MPH Class CM3 = 66.74 MPH Class CM4 = 74.33 MPH

Start Time : 16:11

Tonfanau

26 May 19 16:21

Clerk of Course : Lee Heeson


Time Issued :

Chief Timekeeper : Graham Marshall

THESE RESULTS REMAIN PROVISIONAL FOR A MINIMUM OF 30 MINUTES FROM THE TIME OF ISSUE



# RACE GRID




**Classic machines 250cc, 251cc - 500cc & over 501cc**

**Race 18 - Events 2 & 4**

ROW 3	<b>42</b> P9 Rob KNIGHT 9	<b>80</b> P8 Rhys FORREST 8	<b>3</b> P7 Rob JONES 7
ROW 2	<b>88</b> P6 Paul HEALEY 6	<b>19</b> P5 Geoff HADWIN 5	<b>57</b> P4 Sarah MEASURES 4
ROW 1	<b>4</b> P3 Adrian DAY 3	<b>32</b> P2 Mick CROMPTON 2	<b>27</b> P1 Paul JOHNSON 1

**POLE**







Crewe & South Cheshire m/c Road Racing



# TONFANAU

Sunday 26 May 2019

Sponsored by Q B Homes Tel. 01606 46645

## Race 18 - Classic machines 250cc, 251cc - 500cc & over 501cc

### Classic machines 250cc

PI	No	Cl	Name	CC	Machine	Laps	Time	MPH	Best Lap on	MPH
1	42	CM2	Rob KNIGHT		BSK Racing Yamaha 249	8	6:10.68	75.27	46.68	5 77.12
2	19	CM2	Geoff HADWIN		Suzuki 247cc	8	6:12.54	74.89	47.52	4 75.76

#### Fastest Lap

42 CM2 Rob KNIGHT BSK Racing Yamaha 249 46.68 5 77.12

### Classic machines 251cc - 500cc

PI	No	Cl	Name	CC	Machine	Laps	Time	MPH	Best Lap on	MPH
1	57	CM3	Sarah MEASURES		Yamaha SR 498cc	8	6:16.23	74.16	47.45	6 75.87
2	88	CM3	Paul HEALEY		Honda K4 350cc	7	5:49.10	69.61	50.48	2 71.32

#### Not-Classified

4 CM3 Adrian DAY Honda K4 350cc 4 3:08.37 DNF 71.67 47.78 2 75.35

#### Fastest Lap

57 CM3 Sarah MEASURES Yamaha SR 498cc 47.45 6 75.87

### Classics Over 501cc

PI	No	Cl	Name	CC	Machine	Laps	Time	MPH	Best Lap on	MPH
1	27	CM4	Paul JOHNSON		Triumph Rob North 750c	8	5:37.83	82.59	42.90	2 83.92
2	32	CM4	Mick CROMPTON		BSA 750cc	8	5:39.03	82.29	43.00	7 83.72

#### Fastest Lap

27 CM4 Paul JOHNSON Triumph Rob North 750c 42.90 2 83.92

Qualification Speeds : Class CM2 = 67.74 MPH Class CM3 = 66.74 MPH Class CM4 = 74.33 MPH

Start Time : 16:11

Tonfanau

26 May 19 16:21

Clerk of Course : Lee Heeson

Time Issued :

Chief Timekeeper : Graham Marshall

THESE RESULTS REMAIN PROVISIONAL FOR A MINIMUM OF 30 MINUTES FROM THE TIME OF ISSUE

# Classic machines 250cc, 251cc - 500cc & over 501cc

## LAP TIMES - Race 18 - Events 2 & 4

---

<b>4</b>	<b>Adrian DAY</b>										
	<b>Lap</b>	<b>1</b>	<b>2</b>	<b>3</b>	<b>4</b>	<b>5</b>	<b>6</b>	<b>7</b>	<b>8</b>	<b>9</b>	<b>10</b>
	1	38.08	47.78	48.08	54.43						

---

<b>19</b>	<b>Geoff HADWIN</b>										
	<b>Lap</b>	<b>1</b>	<b>2</b>	<b>3</b>	<b>4</b>	<b>5</b>	<b>6</b>	<b>7</b>	<b>8</b>	<b>9</b>	<b>10</b>
	1	37.51	48.19	47.75	47.52	47.92	48.14	47.53	47.98		

---

<b>27</b>	<b>Paul JOHNSON</b>										
	<b>Lap</b>	<b>1</b>	<b>2</b>	<b>3</b>	<b>4</b>	<b>5</b>	<b>6</b>	<b>7</b>	<b>8</b>	<b>9</b>	<b>10</b>
	1	34.58	42.90	43.27	43.39	43.43	43.97	43.37	42.92		

---

<b>32</b>	<b>Mick CROMPTON</b>										
	<b>Lap</b>	<b>1</b>	<b>2</b>	<b>3</b>	<b>4</b>	<b>5</b>	<b>6</b>	<b>7</b>	<b>8</b>	<b>9</b>	<b>10</b>
	1	35.04	43.73	43.34	43.44	43.25	43.27	43.00	43.96		

---

<b>42</b>	<b>Rob KNIGHT</b>										
	<b>Lap</b>	<b>1</b>	<b>2</b>	<b>3</b>	<b>4</b>	<b>5</b>	<b>6</b>	<b>7</b>	<b>8</b>	<b>9</b>	<b>10</b>
	1	40.92	47.70	46.80	46.82	46.68	47.40	46.87	47.49		

---

<b>57</b>	<b>Sarah MEASURES</b>										
	<b>Lap</b>	<b>1</b>	<b>2</b>	<b>3</b>	<b>4</b>	<b>5</b>	<b>6</b>	<b>7</b>	<b>8</b>	<b>9</b>	<b>10</b>
	1	38.25	47.65	48.19	48.85	48.42	47.45	48.78	48.64		

---

<b>80</b>	<b>Rhys FORREST</b>										
	<b>Lap</b>	<b>1</b>	<b>2</b>	<b>3</b>	<b>4</b>	<b>5</b>	<b>6</b>	<b>7</b>	<b>8</b>	<b>9</b>	<b>10</b>
	1	42.71	52.16	53.20	52.58	53.94	53.48	52.90			

---

<b>88</b>	<b>Paul HEALEY</b>										
	<b>Lap</b>	<b>1</b>	<b>2</b>	<b>3</b>	<b>4</b>	<b>5</b>	<b>6</b>	<b>7</b>	<b>8</b>	<b>9</b>	<b>10</b>
	1	42.21	50.48	50.57	50.98	51.53	51.67	51.66			

---

# Lap Chart


## Classic machines 250cc, 251cc - 500cc & over 501cc - Race 18 - Events 2 & 4

Lap 1		Lap 2		Lap 3		Lap 4		Lap 5		Lap 6		Lap 7		Lap 8		Lap 9		Lap 10	
No	Time	No	Time	No	Time	No	Time	No	Time	No	Time	No	Time	No	Time	No	Time	No	Time
27	34.58	27	1:17.48	27	2:00.75	27	2:44.14	27	3:27.57	27	4:11.54	27	4:54.91	27	5:37.83				
32	35.04	32	1:18.77	32	2:02.11	32	2:45.55	32	3:28.80	32	4:12.07	32	4:55.07	32	5:39.03				
19	37.51	19	1:25.70	19	2:13.45	19	3:00.97	19	3:48.89	80	4:14.59 *1	88	4:57.44 *1	88	5:49.10 *1				
4	38.08	4	1:25.86	4	2:13.94	42	3:02.24	42	3:48.92	42	4:36.32	80	5:08.07 *1	80	6:00.97 *1				
57	38.25	57	1:25.90	57	2:14.09	57	3:02.94	57	3:51.36	19	4:37.03	42	5:23.19	42	6:10.68				
42	40.92	42	1:28.62	42	2:15.42	4	3:08.37	88	4:05.77	57	4:38.81	19	5:24.56	19	6:12.54				
88	42.21	88	1:32.69	88	2:23.26	88	3:14.24					57	5:27.59	57	6:16.23				
80	42.71	80	1:34.87	80	2:28.07	80	3:20.65												





# RACE GRID




## Forgotten Era Machines 251cc - 500cc & over 501cc

### Race 19 - Events 5 & 6

ROW 4	<b>21</b> P12 Andrew GARDINER 12	<b>70</b> P11 Dave EDWARDS 11	<b>9</b> P10 Leslie MASON 10
ROW 3	<b>30</b> P9 Nicholas WARD 9	<b>28</b> P8 Caron ROBERTS 8	<b>5</b> P7 Wayne COLLINS 7
ROW 2	<b>18</b> P6 Phil MILLARD 6	<b>7</b> P5 Tony GRIFFITHS 5	<b>40</b> P4 Paul MYLER 4
ROW 1	<b>64</b> P3 Paul STONES 3	<b>80</b> P2 Mike CARTER 2	<b>68</b> P1 John PRICE 1

**POLE**





Crewe & South Cheshire m/c Road Racing



**TONFANAU**

Sunday 26 May 2019

Sponsored by Sponsor Needed

**Race 19 - Forgotten Era Machines 251cc - 500cc & over 501cc**

**F/E up to 250cc**

PI	No	Cl	Name	CC	Machine	Laps	Time	MPH	Best Lap on	MPH
1	28	FE1	Caron ROBERTS		TZ Yamaha 250cc	8	5:41.10	81.79	43.28	3 83.18
2	70	FE1	Dave EDWARDS		CBR Honda 250cc	7	5:25.81	74.58	47.22	2 76.24

Fastest Lap

28 FE1 Caron ROBERTS TZ Yamaha 250cc 43.28 3 83.18

**F/E Machines 251cc-500cc**

PI	No	Cl	Name	CC	Machine	Laps	Time	MPH	Best Lap on	MPH
1	68	FE2	John PRICE		Kawasaki ZXR 400cc	8	5:13.45	89.01	39.75	4 90.57
2	7	FE2	Tony GRIFFITHS		Kawasaki ZXR 400cc	8	5:21.97	86.65	40.64	3 88.58
3	18	FE2	Phil MILLARD		Kawasaki 400cc	8	5:25.55	85.70	41.35	3 87.06
4	5	FE2	Wayne COLLINS		Kawasaki ZXR 400cc	8	5:32.97	83.79	41.95	5 85.82
5	30	FE2	Nicholas WARD		CBR 400cc	8	5:44.60	80.96	43.43	2 82.89
6	9	FE2	Leslie MASON		Kawasaki 399cc	8	5:53.47	78.93	44.61	7 80.70
7	21	FE2	Andrew GARDINER		Kawasaki ZXR 400cc	7	5:44.56	70.52	49.66	7 72.49

Fastest Lap

68 FE2 John PRICE Kawasaki ZXR 400cc 39.75 4 90.57

**Forgotten Era over 501cc**

PI	No	Cl	Name	CC	Machine	Laps	Time	MPH	Best Lap on	MPH
1	64	FE3	Paul STONES		Yamaha FZR 1000cc	8	5:14.67	88.66	39.88	2 90.27
2	80	FE3	Mike CARTER		Honda RVF 750cc	8	5:17.06	88.00	39.62	8 90.86
3	40	FE3	Paul MYLER		Yamaha EXUP 1000cc	8	5:30.87	84.32	41.71	2 86.31

Fastest Lap

80 FE3 Mike CARTER Honda RVF 750cc 39.62 8 90.86

Qualification Speeds : Class FE1 = 73.61 MPH Class FE2 = 80.11 MPH Class FE3 = 79.8 MPH

Start Time : 16:22

Tonfanau

26 May 19 16:33

Clerk of Course : Lee Heeson

Time Issued :

Chief Timekeeper : Graham Marshall

THESE RESULTS REMAIN PROVISIONAL FOR A MINIMUM OF 30 MINUTES FROM THE TIME OF ISSUE

# Forgotten Era Machines 251cc - 500cc & over 501cc

## LAP TIMES - Race 19 - Events 5 & 6

<b>5</b>	<b>Wayne COLLINS</b>										
	<b>Lap</b>	<b>1</b>	<b>2</b>	<b>3</b>	<b>4</b>	<b>5</b>	<b>6</b>	<b>7</b>	<b>8</b>	<b>9</b>	<b>10</b>
	1	34.91	42.01	43.08	42.36	41.95	43.83	42.65	42.18		
<b>7</b>	<b>Tony GRIFFITHS</b>										
	<b>Lap</b>	<b>1</b>	<b>2</b>	<b>3</b>	<b>4</b>	<b>5</b>	<b>6</b>	<b>7</b>	<b>8</b>	<b>9</b>	<b>10</b>
	1	33.36	41.45	40.64	41.10	41.44	41.31	40.96	41.71		
<b>9</b>	<b>Leslie MASON</b>										
	<b>Lap</b>	<b>1</b>	<b>2</b>	<b>3</b>	<b>4</b>	<b>5</b>	<b>6</b>	<b>7</b>	<b>8</b>	<b>9</b>	<b>10</b>
	1	37.43	45.39	45.46	44.96	45.66	44.93	44.61	45.03		
<b>18</b>	<b>Phil MILLARD</b>										
	<b>Lap</b>	<b>1</b>	<b>2</b>	<b>3</b>	<b>4</b>	<b>5</b>	<b>6</b>	<b>7</b>	<b>8</b>	<b>9</b>	<b>10</b>
	1	34.34	41.84	41.35	41.39	41.56	41.39	41.56	42.12		
<b>21</b>	<b>Andrew GARDINER</b>										
	<b>Lap</b>	<b>1</b>	<b>2</b>	<b>3</b>	<b>4</b>	<b>5</b>	<b>6</b>	<b>7</b>	<b>8</b>	<b>9</b>	<b>10</b>
	1	41.99	50.12	49.78	51.27	51.43	50.31	49.66			
<b>28</b>	<b>Caron ROBERTS</b>										
	<b>Lap</b>	<b>1</b>	<b>2</b>	<b>3</b>	<b>4</b>	<b>5</b>	<b>6</b>	<b>7</b>	<b>8</b>	<b>9</b>	<b>10</b>
	1	35.87	43.60	43.28	43.66	43.75	43.55	43.49	43.90		
<b>30</b>	<b>Nicholas WARD</b>										
	<b>Lap</b>	<b>1</b>	<b>2</b>	<b>3</b>	<b>4</b>	<b>5</b>	<b>6</b>	<b>7</b>	<b>8</b>	<b>9</b>	<b>10</b>
	1	36.81	43.43	44.18	43.77	44.25	43.96	43.90	44.30		
<b>40</b>	<b>Paul MYLER</b>										
	<b>Lap</b>	<b>1</b>	<b>2</b>	<b>3</b>	<b>4</b>	<b>5</b>	<b>6</b>	<b>7</b>	<b>8</b>	<b>9</b>	<b>10</b>
	1	35.72	41.71	42.15	42.41	42.01	42.54	42.24	42.09		
<b>64</b>	<b>Paul STONES</b>										
	<b>Lap</b>	<b>1</b>	<b>2</b>	<b>3</b>	<b>4</b>	<b>5</b>	<b>6</b>	<b>7</b>	<b>8</b>	<b>9</b>	<b>10</b>
	1	33.37	39.88	40.56	39.89	39.96	40.45	40.39	40.17		
<b>68</b>	<b>John PRICE</b>										
	<b>Lap</b>	<b>1</b>	<b>2</b>	<b>3</b>	<b>4</b>	<b>5</b>	<b>6</b>	<b>7</b>	<b>8</b>	<b>9</b>	<b>10</b>
	1	32.71	40.08	40.17	39.75	40.16	39.88	40.23	40.47		
<b>70</b>	<b>Dave EDWARDS</b>										
	<b>Lap</b>	<b>1</b>	<b>2</b>	<b>3</b>	<b>4</b>	<b>5</b>	<b>6</b>	<b>7</b>	<b>8</b>	<b>9</b>	<b>10</b>
	1	38.52	47.22	48.11	47.77	47.98	48.34	47.87			
<b>80</b>	<b>Mike CARTER</b>										
	<b>Lap</b>	<b>1</b>	<b>2</b>	<b>3</b>	<b>4</b>	<b>5</b>	<b>6</b>	<b>7</b>	<b>8</b>	<b>9</b>	<b>10</b>
	1	34.36	40.54	41.28	40.45	40.13	40.11	40.57	39.62		

# Lap Chart

## Forgotten Era Machines 251cc - 500cc & over 501cc - Race 19 - Events 5 & 6

Lap 1		Lap 2		Lap 3		Lap 4		Lap 5		Lap 6		Lap 7		Lap 8		Lap 9		Lap 10	
No	Time	No	Time	No	Time	No	Time	No	Time	No	Time	No	Time	No	Time	No	Time	No	Time
68	32.71	68	1:12.79	68	1:52.96	68	2:32.71	68	3:12.87	68	3:52.75	68	4:32.98	68	5:13.45				
7	33.36	64	1:13.25	64	1:53.81	64	2:33.70	21	3:13.16 *1	64	3:54.11	64	4:34.50	64	5:14.67				
64	33.37	7	1:14.81	7	1:55.45	7	2:36.55	64	3:13.66	80	3:56.87	80	4:37.44	80	5:17.06				
18	34.34	80	1:14.90	80	1:56.18	80	2:36.63	80	3:16.76	7	3:59.30	70	4:37.94 *1	7	5:21.97				
80	34.36	18	1:16.18	18	1:57.53	18	2:38.92	7	3:17.99	18	4:01.87	7	4:40.26	18	5:25.55				
5	34.91	5	1:16.92	40	1:59.58	40	2:41.99	18	3:20.48	21	4:04.59 *1	18	4:43.43	70	5:25.81 *1				
40	35.72	40	1:17.43	5	2:00.00	5	2:42.36	40	3:24.00	40	4:06.54	40	4:48.78	40	5:30.87				
28	35.87	28	1:19.47	28	2:02.75	28	2:46.41	5	3:24.31	5	4:08.14	5	4:50.79	5	5:32.97				
30	36.81	30	1:20.24	30	2:04.42	30	2:48.19	28	3:30.16	28	4:13.71	21	4:54.90 *1	28	5:41.10				
9	37.43	9	1:22.82	9	2:08.28	9	2:53.24	30	3:32.44	30	4:16.40	28	4:57.20	21	5:44.56 *1				
70	38.52	70	1:25.74	70	2:13.85	70	3:01.62	9	3:38.90	9	4:23.83	30	5:00.30	30	5:44.60				
21	41.99	21	1:32.11	21	2:21.89			70	3:49.60			9	5:08.44	9	5:53.47				





Crewe & South Cheshire m/c Road Racing



# TONFANAU

Sunday 26 May 2019

*Sponsored by Sponsor Needed*

**Minitwins & Steel Frame 600cc**

**Race 20 - Events 9 & 11**

Pl	No	Cl	Name	CC	Machine	Laps	Time	Behind	MPH	Best Lap on	MPH
1	5	SF	Martin CLARE		Honda CBR 600cc	8	5:08.65		90.39	39.04	6 92.21
2	29	SF	Dean EPHGRAVE		Honda CBR 600cc	8	5:17.45	8.80	87.89	39.91	3 90.20
3	17	MT	Martin ROBBINS		Suzuki SV 650cc	8	5:18.35	9.70	87.64	40.61	6 88.65
4	3	MT	Rob TAYLOR		Suzuki SV 650cc	8	5:22.14	13.49	86.61	40.86	3 88.11
5	6	MT	Darren RAYBOULD		Suzuki SV 650cc	8	5:26.29	17.64	85.51	41.14	2 87.51
6	57	SF	Chris EDWARDS		Honda 600cc	8	5:34.79	26.14	83.34	42.32	8 85.07
7	16	MT	Simon NEVETT		Suzuki SV 650cc	8	5:45.90	37.25	80.66	43.54	5 82.68
8	78	MT	Michael WILKINSON		Suzuki SV 650cc	8	5:48.28	39.63	80.11	43.65	6 82.47
9	19	MT	Mike GITTINGS		Suzuki SV 650cc	7	5:17.93	1 Lap	76.43	46.04	5 78.19
10	11	SF	Jon BECK		Honda CBR 600cc	7	5:24.50	1 Lap	74.88	46.86	4 76.82
11	35	MT	Ross WILLIAMS		Suzuki SV 650cc	7	5:48.78	1 Lap	69.67	49.89	5 72.16

Fastest Lap

5	SF	Martin CLARE	Honda CBR 600cc	39.04	6	92.21
---	----	--------------	-----------------	-------	---	-------

Qualification Speeds : Class MT = 78.88 MPH Class SF = 81.35 MPH

Start Time : 16:35

Tonfanau

26 May 19 16:44

Clerk of Course : Lee Heeson


Time Issued :

Chief Timekeeper : Graham Marshall

THESE RESULTS REMAIN PROVISIONAL FOR A MINIMUM OF 30 MINUTES FROM THE TIME OF ISSUE



# RACE GRID




## Minitwins & Steel Frame 600cc

### Race 20 - Events 9 & 11

ROW 4	<b>35</b> P12 Ross WILLIAMS 12	<b>68</b> P11 Christopher HILL 11	<b>11</b> P10 Jon BECK 10
ROW 3	<b>19</b> P9 Mike GITTINGS 9	<b>16</b> P8 Simon NEVETT 8	<b>78</b> P7 Michael WILKINSON 7
ROW 2	<b>57</b> P6 Chris EDWARDS 6	<b>6</b> P5 Darren RAYBOULD 5	<b>29</b> P4 Dean EPHGRAVE 4
ROW 1	<b>3</b> P3 Rob TAYLOR 3	<b>17</b> P2 Martin ROBBINS 2	<b>5</b> P1 Martin CLARE 1

**POLE**





Crewe & South Cheshire m/c Road Racing



**TONFANAU**

Sunday 26 May 2019

*Sponsored by Sponsor Needed*

**Race 20 - Minitwins & Steel Frame 600cc**

**Minitwins**

PI	No	Cl	Name	CC	Machine	Laps	Time	MPH	Best Lap on	MPH
1	17	MT	Martin ROBBINS		Suzuki SV 650cc	8	5:18.35	87.64	40.61	6 88.65
2	3	MT	Rob TAYLOR		Suzuki SV 650cc	8	5:22.14	86.61	40.86	3 88.11
3	6	MT	Darren RAYBOULD		Suzuki SV 650cc	8	5:26.29	85.51	41.14	2 87.51
4	16	MT	Simon NEVETT		Suzuki SV 650cc	8	5:45.90	80.66	43.54	5 82.68
5	78	MT	Michael WILKINSON		Suzuki SV 650cc	8	5:48.28	80.11	43.65	6 82.47
6	19	MT	Mike GITTINGS		Suzuki SV 650cc	7	5:17.93	76.43	46.04	5 78.19
7	35	MT	Ross WILLIAMS		Suzuki SV 650cc	7	5:48.78	69.67	49.89	5 72.16

Fastest Lap

17 MT Martin ROBBINS Suzuki SV 650cc 40.61 6 88.65

**600cc Steel Frame**

PI	No	Cl	Name	CC	Machine	Laps	Time	MPH	Best Lap on	MPH
1	5	SF	Martin CLARE		Honda CBR 600cc	8	5:08.65	90.39	39.04	6 92.21
2	29	SF	Dean EPHGRAVE		Honda CBR 600cc	8	5:17.45	87.89	39.91	3 90.20
3	57	SF	Chris EDWARDS		Honda 600cc	8	5:34.79	83.34	42.32	8 85.07
4	11	SF	Jon BECK		Honda CBR 600cc	7	5:24.50	74.88	46.86	4 76.82

Fastest Lap

5 SF Martin CLARE Honda CBR 600cc 39.04 6 92.21

Qualification Speeds : Class MT = 78.88 MPH Class SF = 81.35 MPH

Start Time : 16:35

Tonfanau

26 May 19 16:44

Clerk of Course : Lee Heeson

Time Issued :

Chief Timekeeper : Graham Marshall

THESE RESULTS REMAIN PROVISIONAL FOR A MINIMUM OF 30 MINUTES FROM THE TIME OF ISSUE

# Minitwins & Steel Frame 600cc

## LAP TIMES - Race 20 - Events 9 & 11

<b>3</b>	<b>Rob TAYLOR</b>										
	<b>Lap</b>	<b>1</b>	<b>2</b>	<b>3</b>	<b>4</b>	<b>5</b>	<b>6</b>	<b>7</b>	<b>8</b>	<b>9</b>	<b>10</b>
	1	33.37	41.18	40.86	41.14	41.12	41.35	41.43	41.69		
<b>5</b>	<b>Martin CLARE</b>										
	<b>Lap</b>	<b>1</b>	<b>2</b>	<b>3</b>	<b>4</b>	<b>5</b>	<b>6</b>	<b>7</b>	<b>8</b>	<b>9</b>	<b>10</b>
	1	32.04	39.45	39.38	39.05	40.10	39.04	39.10	40.49		
<b>6</b>	<b>Darren RAYBOULD</b>										
	<b>Lap</b>	<b>1</b>	<b>2</b>	<b>3</b>	<b>4</b>	<b>5</b>	<b>6</b>	<b>7</b>	<b>8</b>	<b>9</b>	<b>10</b>
	1	34.28	41.14	41.35	41.31	42.05	42.20	41.87	42.09		
<b>11</b>	<b>Jon BECK</b>										
	<b>Lap</b>	<b>1</b>	<b>2</b>	<b>3</b>	<b>4</b>	<b>5</b>	<b>6</b>	<b>7</b>	<b>8</b>	<b>9</b>	<b>10</b>
	1	39.51	47.94	47.44	46.86	47.37	47.11	48.27			
<b>16</b>	<b>Simon NEVETT</b>										
	<b>Lap</b>	<b>1</b>	<b>2</b>	<b>3</b>	<b>4</b>	<b>5</b>	<b>6</b>	<b>7</b>	<b>8</b>	<b>9</b>	<b>10</b>
	1	37.05	44.55	44.19	44.04	43.54	43.71	44.11	44.71		
<b>17</b>	<b>Martin ROBBINS</b>										
	<b>Lap</b>	<b>1</b>	<b>2</b>	<b>3</b>	<b>4</b>	<b>5</b>	<b>6</b>	<b>7</b>	<b>8</b>	<b>9</b>	<b>10</b>
	1	31.95	40.72	40.80	41.28	40.74	40.61	41.20	41.05		
<b>19</b>	<b>Mike GITTINGS</b>										
	<b>Lap</b>	<b>1</b>	<b>2</b>	<b>3</b>	<b>4</b>	<b>5</b>	<b>6</b>	<b>7</b>	<b>8</b>	<b>9</b>	<b>10</b>
	1	38.30	46.89	46.98	46.12	46.04	47.38	46.22			
<b>29</b>	<b>Dean EPHGRAVE</b>										
	<b>Lap</b>	<b>1</b>	<b>2</b>	<b>3</b>	<b>4</b>	<b>5</b>	<b>6</b>	<b>7</b>	<b>8</b>	<b>9</b>	<b>10</b>
	1	33.63	40.26	39.91	39.94	40.50	41.35	40.33	41.53		
<b>35</b>	<b>Ross WILLIAMS</b>										
	<b>Lap</b>	<b>1</b>	<b>2</b>	<b>3</b>	<b>4</b>	<b>5</b>	<b>6</b>	<b>7</b>	<b>8</b>	<b>9</b>	<b>10</b>
	1	44.59	51.29	51.40	50.51	49.89	50.15	50.95			
<b>57</b>	<b>Chris EDWARDS</b>										
	<b>Lap</b>	<b>1</b>	<b>2</b>	<b>3</b>	<b>4</b>	<b>5</b>	<b>6</b>	<b>7</b>	<b>8</b>	<b>9</b>	<b>10</b>
	1	36.09	42.64	42.73	43.02	42.83	42.56	42.60	42.32		
<b>78</b>	<b>Michael WILKINSON</b>										
	<b>Lap</b>	<b>1</b>	<b>2</b>	<b>3</b>	<b>4</b>	<b>5</b>	<b>6</b>	<b>7</b>	<b>8</b>	<b>9</b>	<b>10</b>
	1	36.11	44.77	44.59	44.45	45.27	43.65	44.84	44.60		

# Lap Chart

## Minitwins & Steel Frame 600cc - Race 20 - Events 9 & 11

Lap 1		Lap 2		Lap 3		Lap 4		Lap 5		Lap 6		Lap 7		Lap 8		Lap 9		Lap 10	
No	Time	No	Time	No	Time	No	Time	No	Time	No	Time	No	Time	No	Time	No	Time	No	Time
17	31.95	5	1:11.49	5	1:50.87	5	2:29.92	5	3:10.02	5	3:49.06	5	4:28.16	5	5:08.65				
5	32.04	17	1:12.67	17	1:53.47	29	2:33.74	29	3:14.24	11	3:49.12 *1	19	4:31.71 *1	29	5:17.45				
3	33.37	29	1:13.89	29	1:53.80	17	2:34.75	17	3:15.49	29	3:55.59	29	4:35.92	19	5:17.93 *1				
29	33.63	3	1:14.55	3	1:55.41	3	2:36.55	3	3:17.67	17	3:56.10	11	4:36.23 *1	17	5:18.35				
6	34.28	6	1:15.42	6	1:56.77	6	2:38.08	35	3:17.79 *1	3	3:59.02	17	4:37.30	3	5:22.14				
57	36.09	57	1:18.73	57	2:01.46	57	2:44.48	6	3:20.13	6	4:02.33	3	4:40.45	11	5:24.50 *1				
78	36.11	78	1:20.88	78	2:05.47	16	2:49.83	57	3:27.31	35	4:07.68 *1	6	4:44.20	6	5:26.29				
16	37.05	16	1:21.60	16	2:05.79	78	2:49.92	16	3:33.37	57	4:09.87	57	4:52.47	57	5:34.79				
19	38.30	19	1:25.19	19	2:12.17	19	2:58.29	78	3:35.19	16	4:17.08	35	4:57.83 *1	16	5:45.90				
11	39.51	11	1:27.45	11	2:14.89	11	3:01.75	19	3:44.33	78	4:18.84	16	5:01.19	78	5:48.28				
35	44.59	35	1:35.88	35	2:27.28							78	5:03.68	35	5:48.78 *1				



Crewe & South Cheshire m/c Road Racing



# TONFANAU

Sunday 26 May 2019

Sponsored by Brian Glover

## Sidecars F1& F11

### Race 21 - Events 7

Pl	No	Cl	Name	CC	Machine	Laps	Time	Behind	MPH	Best Lap on	MPH
1	89	SC	HAUXWELL / TAYLOR		LCR Suzuki 600cc	8	5:20.53		87.04	40.17	3 89.62
2	84	SC	GRIFFITHS / ROBBINS		Colin Jacobs 600cc	8	5:51.86	31.33	79.29	43.56	2 82.64
3	25	SC	JONES / KNIGHT		Yamaha 350cc	8	5:52.09	31.56	79.24	43.86	2 82.08
4	16	SC	LONGSHAW / SALLEH		Ireson Yamaha 600cc	7	5:23.75	1 Lap	75.06	46.43	4 77.54
5	36	SC	WALFORD / GREENWOD		Baker Thundercat 600cc	7	5:24.95	1 Lap	74.78	46.66	4 77.15
6	50	SC	TAPKEN / EDWARDS		BMW Classic 980cc	6	5:36.21	2 Laps	61.57	56.24	3 64.01
<b>Not-Classified</b>											
	48	SC	BERRY / BRADLEY		Jacobs Kawasaki 1000cc	3	1:59.52	DNF	82.83	41.24	2 87.29
<b>Fastest Lap</b>											
	89	SC	HAUXWELL / TAYLOR		LCR Suzuki 600cc					40.17	3 89.62

Qualification Speed : Class SC = 78.34 MPH

Start Time : 16:45

Tonfanau

26 May 19 16:53

Clerk of Course : Lee Heeson

Time Issued :

Chief Timekeeper : Graham Marshall

THESE RESULTS REMAIN PROVISIONAL FOR A MINIMUM OF 30 MINUTES FROM THE TIME OF ISSUE




# RACE GRID



Sidecars F1& F11

Race 21 - Events 7

ROW 4		
ROW 3	<b>50</b> P6 TAPKEN / EDWARDS	<b>36</b> P5 WALFORD / GREENWO
ROW 2	<b>16</b> P4 LONGSHAW / SALLEH	<b>84</b> P3 GRIFFITHS / ROBBINS
ROW 1	<b>25</b> P2 JONES / KNIGHT	<b>89</b> P1 HAUXWELL / TAYLOR
<b>POLE</b>		
		

# Sidecars F1& F11

## LAP TIMES - Race 21 - Events 7

---

<b>16</b>	<b>LONGSHAW / SALLEH</b>										
	<b>Lap</b>	<b>1</b>	<b>2</b>	<b>3</b>	<b>4</b>	<b>5</b>	<b>6</b>	<b>7</b>	<b>8</b>	<b>9</b>	<b>10</b>
	1	38.94	46.96	46.64	46.43	48.14	48.06	48.58			

---

<b>25</b>	<b>JONES / KNIGHT</b>										
	<b>Lap</b>	<b>1</b>	<b>2</b>	<b>3</b>	<b>4</b>	<b>5</b>	<b>6</b>	<b>7</b>	<b>8</b>	<b>9</b>	<b>10</b>
	1	36.41	43.86	44.42	44.75	45.21	46.27	45.01	46.16		

---

<b>36</b>	<b>WALFORD / GREENWOD</b>										
	<b>Lap</b>	<b>1</b>	<b>2</b>	<b>3</b>	<b>4</b>	<b>5</b>	<b>6</b>	<b>7</b>	<b>8</b>	<b>9</b>	<b>10</b>
	1	40.46	47.49	46.73	46.66	47.13	47.19	49.29			

---

<b>48</b>	<b>BERRY / BRADLEY</b>										
	<b>Lap</b>	<b>1</b>	<b>2</b>	<b>3</b>	<b>4</b>	<b>5</b>	<b>6</b>	<b>7</b>	<b>8</b>	<b>9</b>	<b>10</b>
	1	34.96	41.24	43.32							

---

<b>50</b>	<b>TAPKEN / EDWARDS</b>										
	<b>Lap</b>	<b>1</b>	<b>2</b>	<b>3</b>	<b>4</b>	<b>5</b>	<b>6</b>	<b>7</b>	<b>8</b>	<b>9</b>	<b>10</b>
	1	46.32	56.78	56.24	57.24	58.93	1:00.70				

---

<b>84</b>	<b>GRIFFITHS / ROBBINS</b>										
	<b>Lap</b>	<b>1</b>	<b>2</b>	<b>3</b>	<b>4</b>	<b>5</b>	<b>6</b>	<b>7</b>	<b>8</b>	<b>9</b>	<b>10</b>
	1	35.28	43.56	43.85	45.51	45.94	46.50	44.98	46.24		

---

<b>89</b>	<b>HAUXWELL / TAYLOR</b>										
	<b>Lap</b>	<b>1</b>	<b>2</b>	<b>3</b>	<b>4</b>	<b>5</b>	<b>6</b>	<b>7</b>	<b>8</b>	<b>9</b>	<b>10</b>
	1	33.09	40.81	40.17	41.08	41.23	41.52	40.98	41.65		

---



# Lap Chart

## Sidecars F1& F11 - Race 21 - Events 7

Lap 1		Lap 2		Lap 3		Lap 4		Lap 5		Lap 6		Lap 7		Lap 8		Lap 9		Lap 10	
No	Time	No	Time	No	Time	No	Time	No	Time	No	Time	No	Time	No	Time	No	Time	No	Time
89	33.09	89	1:13.90	89	1:54.07	89	2:35.15	89	3:16.38	89	3:57.90	89	4:38.88	89	5:20.53				
48	34.96	48	1:16.20	48	1:59.52	50	2:39.34 *1	84	3:34.14	84	4:20.64	84	5:05.62	16	5:23.75 *1				
84	35.28	84	1:18.84	84	2:02.69	84	2:48.20	25	3:34.65	25	4:20.92	25	5:05.93	36	5:24.95 *1				
25	36.41	25	1:20.27	25	2:04.69	25	2:49.44	50	3:36.58 *1	16	4:35.17			50	5:36.21 *2				
16	38.94	16	1:25.90	16	2:12.54	16	2:58.97	16	3:47.11	50	4:35.51 *1			84	5:51.86				
36	40.46	36	1:27.95	36	2:14.68	36	3:01.34	36	3:48.47	36	4:35.66			25	5:52.09				
50	46.32	50	1:43.10																